



SURGIPROVE

SURGICAL SUPPLIERS

Dental instruments

ROOT ELEVATORS AND EXTRACTION SETS





Set - 01

KIT ROOT ELEVATORS
(Complete Set of 6 Pcs.)

- | | | |
|----|-----------------------|---------|
| 01 | ROOT ELEVATORS APICAL | Fig.301 |
| 02 | ROOT ELEVATORS APICAL | Fig.302 |
| 03 | ROOT ELEVATORS APICAL | Fig.303 |
| 04 | ROOT ELEVATORS SELDIN | Fig.34S |
| 05 | ROOT ELEVATORS CRYER | Fig.44 |
| 06 | ROOT ELEVATORS CRYER | Fig.45 |



Set - 03

INSTRUMENTS SET FOR EXTRACTION
(Complete Set of 9 Pcs.)

- | | | |
|----|-----------------------|----------|
| 01 | EXTRACTING FORCEPS | Fig. 67A |
| 02 | EXTRACTING FORCEPS | Fig. 51A |
| 03 | EXTRACTING FORCEPS | Fig. 33 |
| 04 | EXTRACTING FORCEPS | Fig. 79 |
| 05 | ROOT ELEVATORS FLOHR | Fig. 20 |
| 06 | ROOT ELEVATORS FLOHR | Fig. 238 |
| 07 | ROOT ELEVATORS FLOHR | Fig. 239 |
| 08 | ROOT ELEVATORS WINTER | Fig. 320 |
| 09 | ROOT ELEVATORS WINTER | Fig. 321 |



Set - 02



Set - 04

INSTRUMENTS SET FOR EXTRACTION
(Complete Set of 8 Pcs.)

- | | | |
|----|--------------------|----------|
| 01 | EXTRACTING FORCEPS | Fig. 1 |
| 02 | EXTRACTING FORCEPS | Fig. 17 |
| 03 | EXTRACTING FORCEPS | Fig. 18 |
| 04 | EXTRACTING FORCEPS | Fig. 79 |
| 05 | EXTRACTING FORCEPS | Fig. 67A |
| 06 | EXTRACTING FORCEPS | Fig. 51A |
| 07 | EXTRACTING FORCEPS | Fig. 13 |
| 08 | EXTRACTING FORCEPS | Fig. 22 |



EXTRACTION AND ORAL SURGERY
(Complete Set of 9Pcs.)

- | | | |
|----|--------------------------|----------|
| 01 | EXTRACTING FORCEPS | Fig. 67A |
| 02 | EXTRACTING FORCEPS | Fig. 51A |
| 03 | EXTRACTING FORCEPS | Fig. 33 |
| 04 | EXTRACTING FORCEPS | Fig. 79 |
| 05 | ROOT ELEVATORS FLOHR | Fig. 20 |
| 06 | ROOT ELEVATORS FLOHR | Fig. 238 |
| 07 | ROOT ELEVATORS FLOHR | Fig. 239 |
| 08 | MAYO HEGAR NEEDLE HOLDER | 16 cm |
| 09 | MATHIEU NEEDLE HOLDER | 14 cm |





Set - 05

INSTRUMENTS SET FOR EXTRACTION
(Complete Set of 8 Pcs.)

- 01 EXTRACTING FORCEPS Fig. 1
- 02 EXTRACTING FORCEPS Fig. 17
- 03 EXTRACTING FORCEPS Fig. 18
- 04 EXTRACTING FORCEPS Fig. 79
- 05 EXTRACTING FORCEPS Fig. 67A
- 06 EXTRACTING FORCEPS Fig. 51A
- 07 EXTRACTING FORCEPS Fig. 13
- 08 EXTRACTING FORCEPS Fig. 22



Set - 06

EXTRACTION FORCEPS FOR CHILDREN
(Complete Set of 10 Pcs.)

- 01 EXTRACTING FORCEPS FINO Fig. 37
- 02 EXTRACTING FORCEPS FINO Fig. 39
- 03 EXTRACTING FORCEPS FINO Fig. 39L
- 04 EXTRACTING FORCEPS FINO Fig. 39R
- 05 EXTRACTING FORCEPS FINO Fig. 51S
- 06 EXTRACTING FORCEPS FINO Fig. 13S
- 07 EXTRACTING FORCEPS FINO Fig. 30S
- 08 EXTRACTING FORCEPS FINO Fig. 33S
- 09 EXTRACTING FORCEPS FINO Fig. 22S
- 10 EXTRACTING FORCEPS FINO Fig. 38



Set - 07

INSTRUMENTS SET FOR EXTRACTING FORCEPS
(Complete Set of 10 Pcs.)

- 01 EXTRACTING FORCEPS Fig. 2
- 02 EXTRACTING FORCEPS Fig. 7
- 03 EXTRACTING FORCEPS Fig. 51A
- 04 EXTRACTING FORCEPS Fig. 17
- 05 EXTRACTING FORCEPS Fig. 18
- 06 EXTRACTING FORCEPS Fig. 67A
- 07 EXTRACTING FORCEPS Fig. 13
- 08 EXTRACTING FORCEPS Fig. 33
- 09 EXTRACTING FORCEPS Fig. 22
- 10 EXTRACTING FORCEPS Fig. 79



Set - 08

EXTRACTING FORCEPS SET FOR CHILDREN KLEIN PATTERN
(Complete Set of 7 Pcs.)

- 01 EXTRACTING FORCEPS CHILDREN Fig. 5
- 02 EXTRACTING FORCEPS CHILDREN Fig. 6
- 03 EXTRACTING FORCEPS CHILDREN Fig. 7
- 04 EXTRACTING FORCEPS CHILDREN Fig. 137
- 05 EXTRACTING FORCEPS CHILDREN Fig. 139
- 06 EXTRACTING FORCEPS CHILDREN Fig. 3
- 07 EXTRACTING FORCEPS CHILDREN Fig. 51S



A pair of surgical forceps is shown in a dark, moody setting. The forceps are positioned diagonally across the frame, with the handles in the lower left and the jaws pointing towards the upper right. The background is a dark, textured surface, possibly a surgical drape or a table. The lighting is dramatic, highlighting the metallic sheen of the forceps and creating deep shadows. Overlaid on the image is the text 'EXTRACTING FORCEPS' in a bold, white, sans-serif font, centered horizontally and vertically.

EXTRACTING FORCEPS



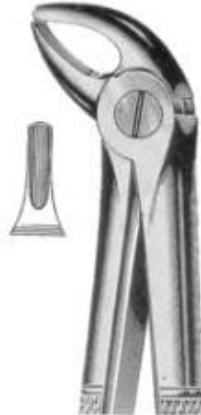
201-0001
Fig.1
Upper centrals
& canines



201-0002
Fig.2
Upper laterals
& becuspids
& bicuspid



201-0003
Fig.3
Upper incisors
& canines



201-0004
Fig.4
Lower incisors
& canines



201-0005
Fig.7
Upper primolars



201-0006
Fig.8
Lower primolars



201-0007
Fig.13
Lower primolars



201-0008
Fig.17
Right upper molars



201-0009
Fig.18
Left upper molars



201-0010
Fig.18A
Upper molars



201-0011
Fig.18A
Upper wisdoms



201-0012
Fig.20
Lower wisdoms



201-0013
Fig.21
Lower molar



201-0014
Fig.22
Lower molars
Hawk's bills



201-0015
Fig.23
Right lower molars



201-0016
Fig.24
Left lower molars



201-0017
Fig.29
Upper root & incisors



201-0022
Fig.33
Lower roots



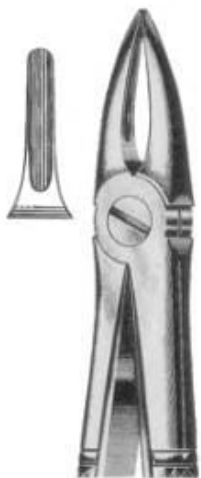
201-0023
Fig.33A
Lower roots



201-0024
Fig.33C
Lower roots



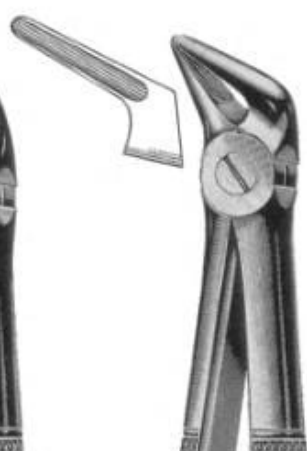
201-0025
Fig.33M
Lower roots with long beak



201-0018
Fig.29N
Roots of upper incisors



201-0019
Fig.30
Upper roots & incisors



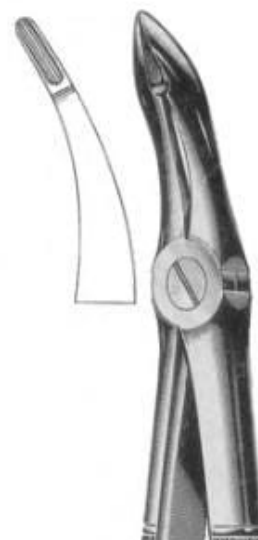
201-0020
Fig.31
Lower roots



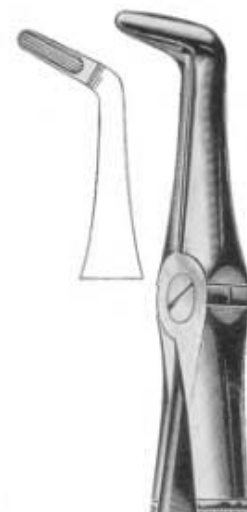
201-0021
Fig.32
Lower molars



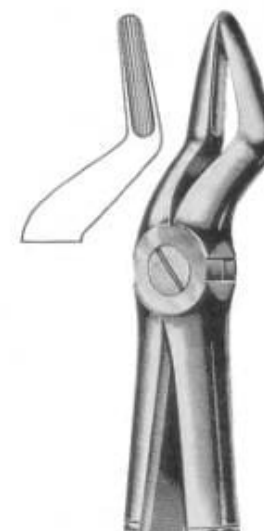
201-0026
Fig.41
Upper roots



201-0027
Fig.44
Upper roots



201-0028
Fig.45
Lower roots



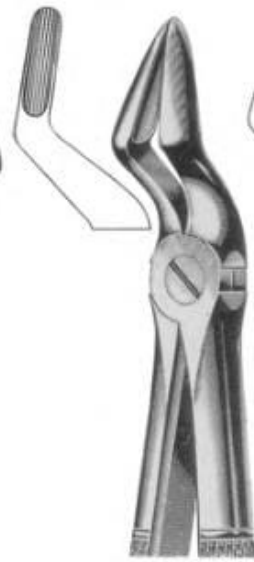
201-0029
Fig.51
Upper roots



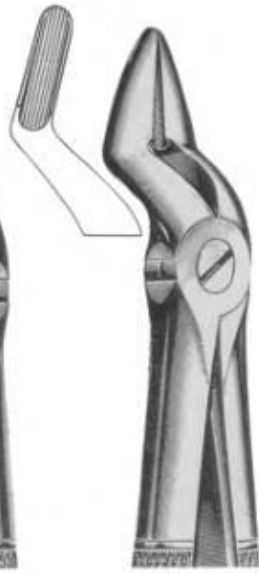
201-0030
Fig.51A
Upper roots narrow beak



201-0031
Fig.51C
Upper roots



201-0032
Fig.52
Upper roots & canines
with wider beak



201-0033
Fig.52A
Upper teeth & resection



201-0034
Fig.55
Separating upper molars roots



201-0035
Fig.56
Separating lower molars roots



201-0036
Fig.67
Upper wisdoms



201-0037
Fig.67A
Upper wisdoms



201-0038
Fig.68
Lower roots



201-0039
Fig.73
Lower molars (hawk's bill)



201-0040
Fig.74
Lower incisors & roots



201-0041
Fig.74M
Lower incisors & roots



201-0042
Fig.74N
Lower incisors & roots



201-0043
Fig.75
Lower premolars & canines



201-0044
Fig.76
Upper roots



201-0045
Fig.76N
Upper roots
Narrow break



201-0046
Fig.79
Lower wisdoms



201-0047
Fig.79A
Lower wisdoms




201-0048
Fig.86A
Lower molars



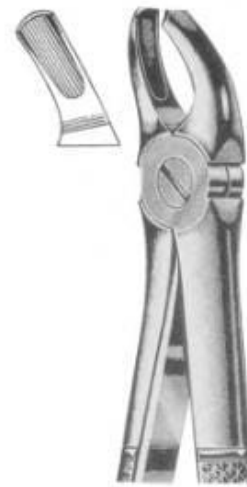
201-0049
Fig. 86B
Lower molars



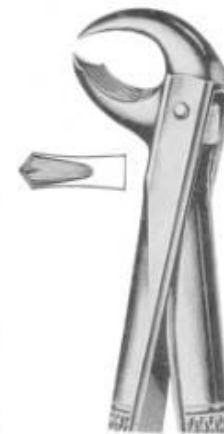
201-0050
Fig.86C
Lower molars



201-0054
Fig.94
Right upper molars



201-0055
Fig.95
Left upper molars



201-0056
Fig.99
Lower molars
(broken-down)



201-0057
Fig.99 1/4
Lower molars
(broken-down)



201-0051
Fig.87
Cowhorn beak



201-0052
Fig.89
Right upper molars



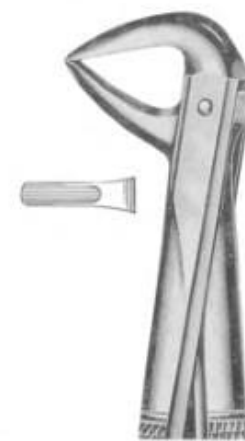
201-0053
Fig.9
Left upper molars



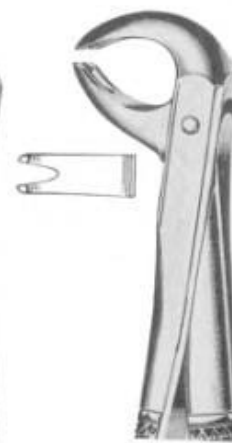
201-0058
Fig.121
Upper wisdoms



201-0059
Fig.136
Upper centrals
& roots



201-0060
Fig.137
Lower centrals
& roots



201-0061
Fig.167
Universal pincer
for lower teeth
molars & premolars



201-0062
Fig.168
Upper canines



201-0063
Fig.169
Lower canines & premolars



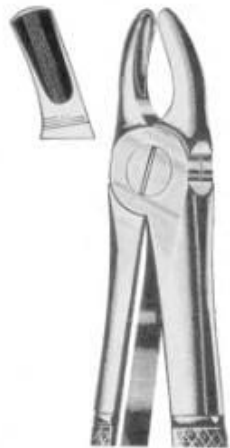
201-0064
Fig.233
Lower roots (parallel beaks)



201-0065
Fig.235
Lower roots (parallel beaks)



201-0066
Fig.MD 1
Universal forceps for upper wisdoms, premolars & roots



201-0067
Fig.MD 2
Upper molars



201-0068
Fig.MD 3
Lower incisors, premolars & roots



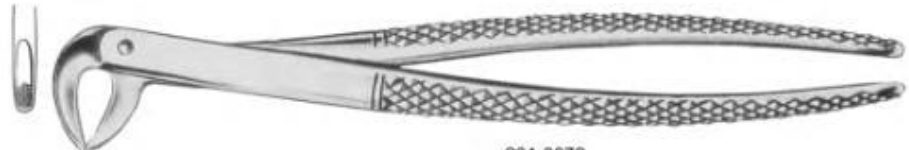
201-0069
Fig.MD 4
Lower molars



201-0070
Fig.37
Children's upper incisors & canines




201-0071
Fig.39
Children's upper molars & universal



201-0072
Fig.123
Children's lower teeth universal



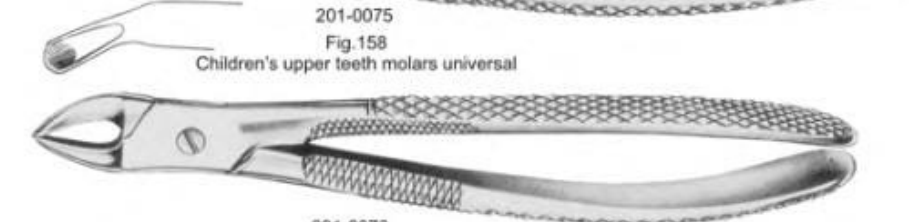
201-0073
Fig.138
Children's upper universal & roots



201-0074
Fig.157
Children's upper molars universal



201-0075
Fig.158
Children's upper teeth molars universal




201-0076
Fig.159
Children's lower molars universal




201-0077
Fig.160
Children's upper lower universal (hawk's bill)



201-0078
Fig.161
Children's lower & roots



201-0079
Fig.162
Children's upper centrals



201-0080
Fig.163
Children's upper centrals



201-0081
Fig. 3
Upper molars



201-0082
Fig. 5
Lower incisors



201-0083
Fig. 6
Lower molars



201-0084
Fig. 7
Lower roots



201-0085
Fig.137
Upper incisors
& canines



201-0086
Fig.139
Upper premolars



201-0087
Fig.51S
Upper roots



201-0088
Universal pattern for upper teeth



201-0089
Universal pattern for lower teeth



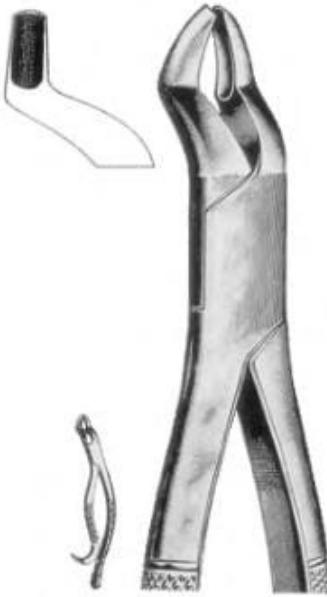
201-0090
Fig. 22 1/2L
Left lower wisdoms & molars



201-0091
Fig. 22 1/2R
Right lower wisdoms & molars



201-0092
Fig. 1
Upper centrals, laterals & cuspids



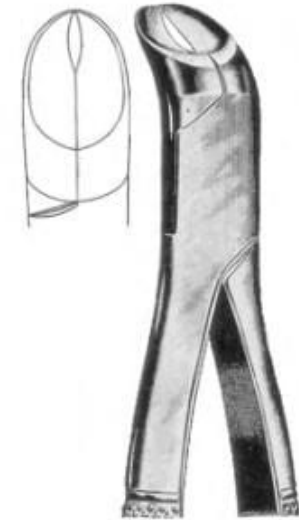
201-0095
Fig. 10 H
Upper molars hook-handle



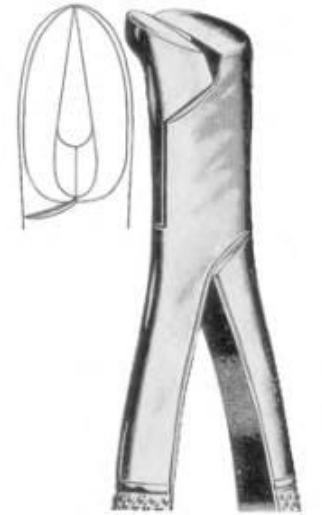
201-0096
Fig. 10 S
Upper molars straight-handle



201-0097
Fig. 15
Lower molars



201-0093
Fig. 5
Lower third molars



201-0094
Fig. 6
Splitting forceps



201-0098
Fig. 16 S
Lower molars children's



201-0099
Fig. 16
Lower molars (cow-horn beak)
201-0100
Fig.16 SK



201-0101
Fig. 17
Lower molars
201-0102
Fig.17 SK



201-0105
Fig. 18R
Upper molars right side
201-0106
Fig.18R SK



201-0103
Fig. 18L
Upper molars left side
201-0104
Fig.18L SK



201-0107
Fig. 23
Lower molars (cow-horn beak)
201-0108
Fig.23 SK



201-0109
Fig. 32
Upper molars & pre molars
strong beak
201-0110
Fig. 32 SK



201-0115
Fig. 62
Universal forceps
for upper teeth & roots
201-0116
Fig. 62 SK



201-0111
Fig. 53 L
Upper molars left side
201-0112
Fig. 53 L SK



201-0117
Fig. 65
Upper Incisors & root
201-0118
Fig. 65 SK



201-0113
Fig. 53 R
Upper molars right side
201-0114
Fig. 53R SK



201-0119
Fig. 69
Fragments & small roots
Upper & lower
201-0120
Fig. 69 SK

AMERICAN PATTERN



201-0121
Fig. 88 R
Right upper molars
201-0122
Fig. 88 R SK



201-0123
Fig. 88L
Left upper molars
201-0124
Fig. 88L SK



201-0125
Fig. 99C
Upper Premolars,
Molar & incisors
201-0126
Fig. 99C SK



201-0127
Fig. 101
Universal forceps
for premolars
201-0128
Fig. 101 SK



201-0129
Fig. 150
Upper premolars,
incisors & roots
201-0130
Fig. 150 SK



201-0131
Fig. 150A
Upper premolars incisors & roots
201-0132
Fig. 150A SK



201-0133
Fig. 150S
Upper premolars incisors & roots
for children
201-0134
Fig. 150 SK



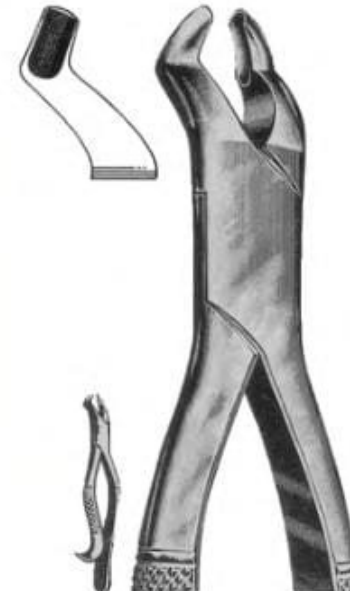
201-0135
Fig. 151
Lower premolars, incisors & roots
201-0136
Fig. 151 SK



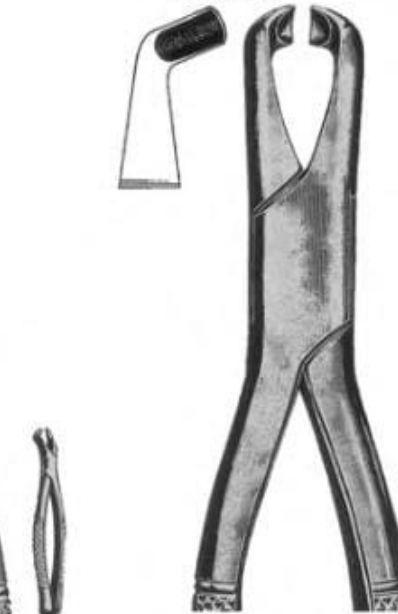
201-0137
Fig. 151A
Lower premolars, incisors & roots
201-0138
Fig. 151A SK



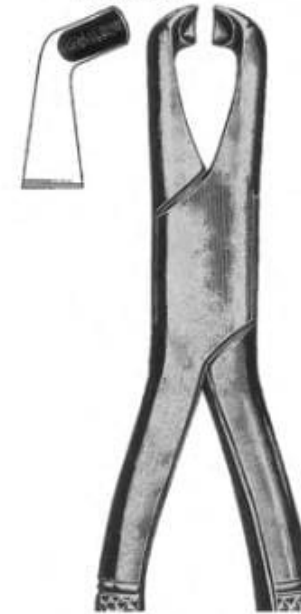
201-0139
Fig. 151S
Lower premolars, incisors & roots
for children's
201-0140
Fig. 151 SK



201-0141
Fig. 210H
Upper wisdoms with
hook handle
201-0142
Fig. 210H SK



201-0143
Fig. 210S
Upper wisdoms with
straight handle
201-0144
Fig. 210 SK



201-0145
Fig. 222
Lower wisdoms
201-0146
Fig. 222 SK



201-0147
Fig. 286
Upper roots, premolars & incisors
201-0148
Fig. 286 SK



201-0149
Fig. 1
Lower roots



201-0150
Fig. 2
Upper roots



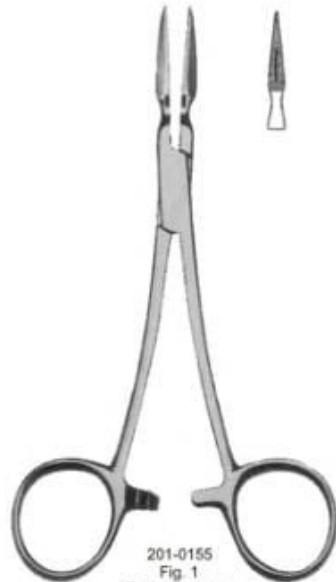
201-0151
Fig. 44
201-0152
Fig. 44 SK



201-0153
Albrecht 16cm



201-0154
Albrecht 16cm



201-0155
Fig. 1
Root fragments



201-0156
Fig. 2
Root fragments



PLIERS FOR ORTHODONTICS & PROSTHETIC



202-0009
Flat Pliers
14cm



202-0010
14cm



202-0011
14cm



202-0012
14.5cm



202-0013
14.5cm



202-0014
14cm



202-0015
14cm



202-0016
14cm



202-0017
Serrated jaws
12cm



202-0001
Waldsachs
15cm



202-0002
Universal
16cm



202-0003
Nance
13.5



202-0018
How
14.5cm



202-0019
How-angled
14.5cm



202-0020
Arrow clasp forming
12cm



202-0021
Arrow clasp forming
12cm



202-0022
Arrow clasp bending
12cm



202-0004
Aderer
14.5cm



202-0005
Model marburg
Serrated jaws
14cm



202-0006
Model marburg
Smooth jaws
14cm



202-0007
Model marburg
Carbide inserts jaws
14cm



202-0008
Goslee
One Serrated jaws
14cm



202-0023
Peeso
13.5cm



202-0024
Peeso
13.5cm



202-0025
14cm



202-0026
Langenbeck
14cm



202-0034
Aderer
12cm



202-0035
Aderer-Heavy
12cm



202-0036
Tweed
14.5cm



202-0037
O'brien
13.5cm



202-0027
Jarabak
14cm



202-0028
Bending Plier
13cm



202-0029
Angle
12.5cm



202-0038
Wire bending pliers
12.5cm



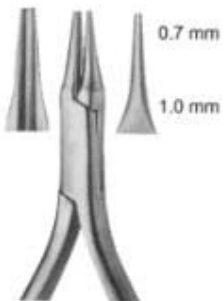
202-0041
Young
14cm



202-0042
Clasp forming
14cm



202-0030
Andresen
13cm



202-0031
Bending Plier
13.5cm



202-0032
Schwarz
13.5cm



202-0033
Fischer
13cm



202-0039
Adams
12.5cm



202-0040
frevert
12.5cm



202-0043
Hard Wire Cutter
5 1/2" (14 cm)



202-0044
Arch Forming Plier
5 1/2" (14 cm)



202-0045
Medium Size Bending Pliers
5 1/2" (14 cm)



202-0052
Bracket Removing Pliers
5 1/2" (14 cm)



202-0053
Bracket Removing Pliers
5 1/2" (14 cm)



202-0054
Bracket Removing Pliers
5 1/2" (14 cm)



202-0046
Aderer Pliers
5 1/2" (14 cm)



202-0047
Wire Bending Plier
5 1/2" (14 cm)



202-0048
Round & Concave Plier
5 1/2" (14 cm)



202-0055
Bracket Removing Pliers
5 1/2" (14 cm)



202-0056
Bracket Removing Pliers
5 1/2" (14 cm)



202-0057
Flat Pliers
5 1/2" (14 cm)



202-0049
Aderer Pliers
with narrow standing points,
for bending wires up to a 0.5mm,
disinfectable, sterilizable
4 1/2" (12cm)



202-0050
Aderer Pliers
for bending wires up to a 0.9mm,
disinfectable, sterilizable
4 1/2" (12cm)



202-0051
Bending plier for lingual cleat
5 1/2" (14 cm)



202-0058
Nance Closing Loop Pliers
5 1/2" (14 cm)



202-0059
Angle Bending Pliers
5 1/2" (14 cm)



202-0060
Crown Crimping Pliers
5 1/2" (14 cm)



202-0061
Round & Flat Plier
5 1/2" (14 cm)



202-0062
Tweed Angle Arch Bending
5 1/2" (14 cm)



202-0063
Band Removing Pliers
5 1/2" (14 cm)



202-0070
Flat Nose Plier
5 1/2" (14 cm)



202-0071
How Pliers
5 1/2" (14 cm)



202-0072
Gordon - Contouring
5 1/2" (14 cm)



202-0064
Johnson Contouring Pliers
5 1/2" (14 cm)



202-0065
Round Nose Pliers
5 1/2" (14 cm)



202-0066
Tweed Angle Arch Bending
5 1/2" (14 cm)



202-0073
Adams Pliers
5 1/2" (14 cm)



202-0074
Adams Pliers
5 1/2" (14 cm)



202-0075
Tweed Pliers
5 1/2" (14 cm)



202-0067
De La Rosa Pliers
5 1/2" (14 cm)



202-0068
Arch Forming Plier
5 1/2" (14 cm)



202-0069
Tweed Angle Arch Bending
5 1/2" (14 cm)



202-0076
Bending Pliers
mediumfine, with graduation,
for wires up to 1.0mm
5 1/2" (14cm)



202-0077
Special pliers
max .022" x .028"
5 1/2" (14cm)



202-0078
Pliers for operating the Mobil-Stop
5 1/2" (14cm)



202-0079
Light wire pliers for wires
up to \varnothing 0.60mm
with cutter Begg
4 1/2" (12cm)



202-0080
Weingart Universal Pliers
5 1/2" (14 cm)



202-0084
Distel Cutter Light Weight
5 1/2" (14 cm)



202-0085
Distel Cutter medium
5 1/2" (14 cm)



202-0086
Ligature Pin Cutter
5 1/2" (14 cm)



202-0081
Weingart ultra lightwire Pliers
5 1/2" (14 cm)



202-0082
Weingart Universal lightwire Pliers
max .022" x .028
5 1/2" (14cm)



201-0087
Hard Wire Cutter
5 1/2" (14 cm)



202-0088
Hard Wire Cutter
5 1/2" (14 cm)



202-0089
Bracket Removing Pliers
5 1/2" (14 cm)



202-0083
Universal Facebow Pliers
6 1/2" (16.5cm)



202-0090
Arch torquing and bending pliers
for wires up to \varnothing 0.60mm
allow to use a pair
4 1/2" (12cm)



A pair of pliers with a carbide insert on the jaws, set against a dark teal background. The pliers are positioned diagonally, with the handle on the left and the jaws on the right. The carbide insert is a dark, cylindrical piece at the tip of the jaws. The background is a solid dark teal color.

CARBIDE INSERTED PLIERS



203-0001
BEYER
150mm (6")
5mm bite

203-0002
JANSEN-MIDDLETON
SEPTUM FORCEPS
200mm (8") Spoon shaped
4mm bite

203-0003
CAIRNS
140mm (5.1/2")
4mm bite

203-0004
CAIRNS
140mm (5.1/2")
4mm bite

203-0005
LUER
155mm (6")



203-0006
RUSKIN
190mm (7.1/2")
6mm bite

203-0007
HARTMANN
180mm (7")

203-0008
MEAD
165mm (6.1/2")

203-0009
JANSEN
150mm (6")



BONE RONGEURS



203-0010
TROTTER
200mm (8")
10mm bite



203-0011
SYNOVECTOMY
RONGEUR
175mm (7")



203-0012
HEANLEY
175mm (7")
4mm bite



203-0013
PENNYBACKER
200mm (8")
4mm bite



203-0014
SYNOVECTOMY
RONGEUR
130mm (5.1/8")
Jaw width 2mm



203-0015
NORTHFIELD
200mm (8")
10mm bite



203-0016
WILMS
200mm (8")
4mm bite



LEKSELL
203-0017
240mm
(9.1/2")
6mm bite
203-0018
240mm
(9.1/2")
8mm bite



203-0019
LUER-JANSEN
170mm (6.3/4")
4mm bite



203-0020
BEYER
180mm (7")



203-0021
BEYER
200mm (8")



203-0022
KILLEARN
197mm (7.3/4")
3mm bite



203-0023
ZAUFAL-JANSEN
240mm (9.1/2")



203-0024
ECHLIN
240mm (9.1/2")



203-0025
NORTHFIELD
225mm (9") 10mm bite




203-0026
SARGENT (VAN HAVRE)
220mm (8.3/4")
10mm bite



203-0027
OLIVECRONA
230mm (9")
6mm bite



203-0028
STILLE-RUSKIN
240mm (9.1/2")



203-0029
GIGLI SAW WITH HANDLE
500mm (20")



203-0030
RUDOR EDWARDS COSTOTOME
230mm (9")



ROOT ELEVATOR

surgiprove@gmail.com



204-0001
Fig. 1B
Bein



204-0002
Fig. 2B
Bein



204-0003
Fig. 3B
Bein



204-0004
Fig. 4B
Bein



204-0005
Fig. 5B
Bein



204-0006
Fig. 6B
Bein



204-0007
Fig. 4SA
Schmeckebeier-Apexo

204-0008
Fig. 5SA
Schmeckebeier-Apexo



204-0009
Fig. 34S
Seldin



204-0010
Fig. 34
Seldin



204-0011
Fig. 2S
Seldin



204-0012
Fig. 3S
Seldin



204-0013
Fig. 1F
Flohr



204-0014
Fig. 2F
Flohr



204-0015
Fig. 3F
Flohr



204-0016
Fig. 71
Miller-Apexo



204-0017
Fig. 72
Miller-Apexo



204-0018
Fig. 73
Miller-Apexo



204-0019
Fig. 74
Miller-Apexo



204-0020
Fig. 19



204-0021
Fig. 20



204-0022
Fig. 51
Curtis



204-0023
Fig. 52
Curtis



204-0024
Fig. 1L
Seldin



204-0025
Fig. 1R
Seldin



204-0026
Fig. 4L
Seldin



204-0027
Fig. 4R
Seldin



204-0028
Fig. 11
Stout



204-0029
Fig. 11A
Stout



204-0030
Fig. 44C
Stout



204-0031
Fig. A
Cogswell



204-0032
Fig. B
Cogswell



204-0033
Fig. 301
Apexo



204-0034
Fig. 302
Apexo



204-0035
Fig. 303
Apexo



204-0036
Fig. 301W
Seldin



204-0037
Fig. 304W
Seldin



204-0038
Fig. 1H
Heidbrink



204-0039
Fig. 2H
Heidbrink



204-0040
Fig. 40H
Heidbrink



204-0041
Fig. 41H
Heidbrink



204-0042
Fig. 46



204-0043
Fig. 46R



204-0044
Fig. 44
Cryer



204-0045
Fig. 45
Cryer



204-0046
Fig. 25
Cryer



204-0047
Fig. 26
Cryer



204-0048
Fig. 31
Cryer



204-0049
Fig. 32
Cryer



204-0050
Fig. 80



204-0051
Fig. 81



204-0052
Fig. 81A



204-0053
Fig. 81E



204-0054
Fig. 190



204-0055
Fig. 191



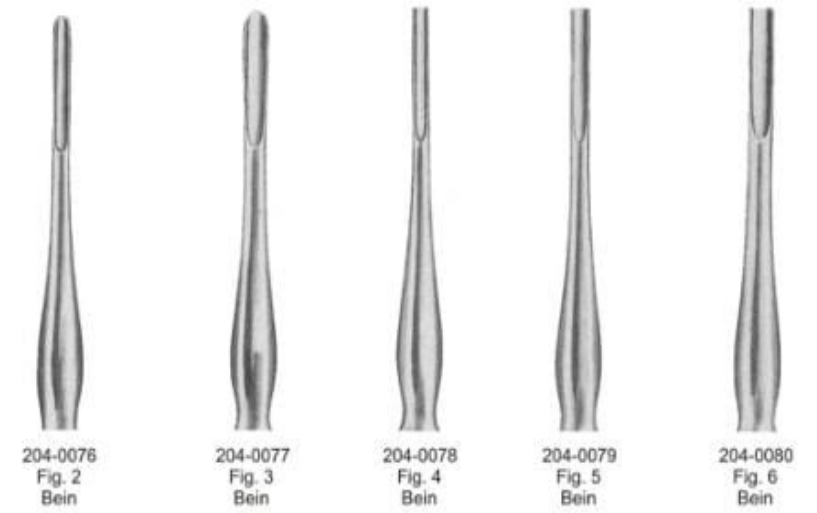
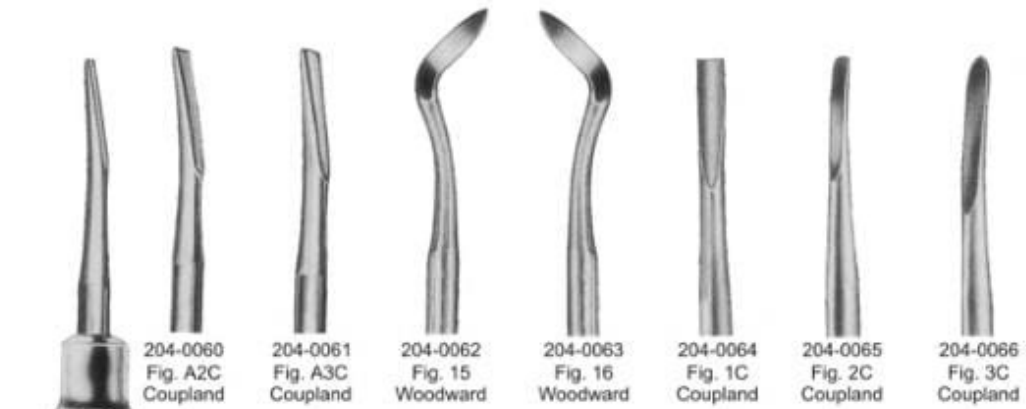
204-0056
Fig. 23




204-0057
Fig. 24



204-0058
Fig. 98

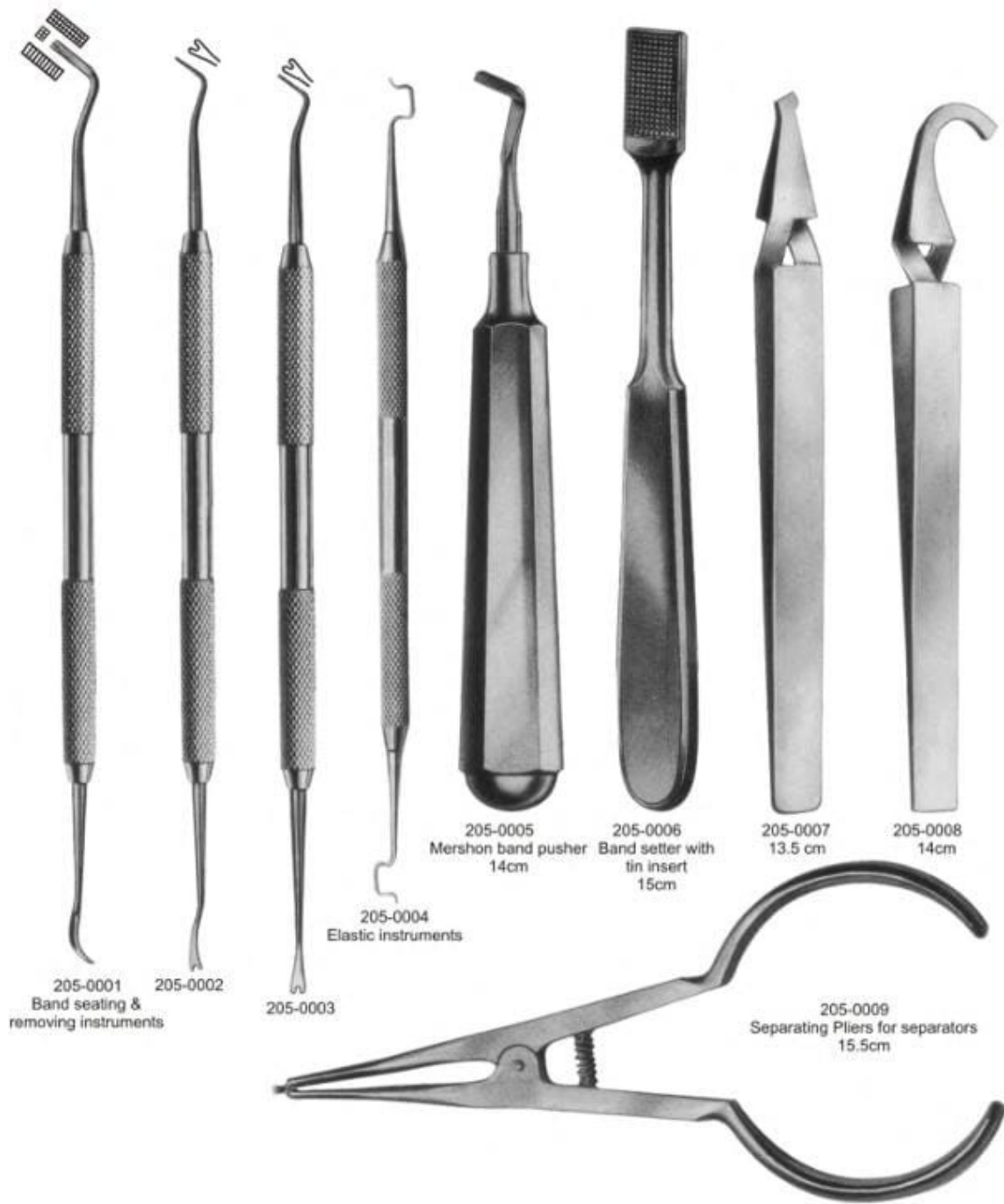




The background of the slide features a pair of dental forceps and a dental mirror resting on a dark, textured surface. The forceps are positioned horizontally across the middle, and the mirror is partially visible on the left side. The overall lighting is dim, creating a professional and clinical atmosphere.

ORTHODONTICS INSTRUMENTS

surgiprove@gmail.com





GUM SCISSORS

surgiprove@gmail.com



206-0001
Fig. 1
12cm Straight



206-0002
Fig. 2
12cm curved



206 -0003
Fig 1
13cm
Goldman-Fox
Saw edge
Straight



206-0004
Fig 2
13cm
Goldman-Fox
Saw edge
curved



206-0005
Fig. 1
11.5cm
Iris Straight



206-0006
Fig. 2
11.5cm
Iris
Curved



206-0007
Fig. 3
11.5cm
Iris



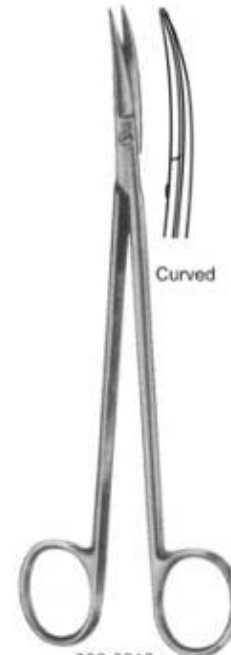
206-0008
Fig. 1
11.5cm
Angular Saw edge



206-0009
Fig. 2
11.5cm
Angular



206-0014
Fig. 1
Kelly
16cm



206-0015
Fig. 2
Kelly
16cm



206-0016
Fig. 1
Locklin
16.5 cm



206-0017
Fig. 2
Locklin
16.5cm




206-0010
Fig. 1
La Grange
11.5cm



206-0011
Fig. 1
Quinby
12.5cm



Straghit



206-0012
Fig. 2
Quinby
12.5cm



Curved



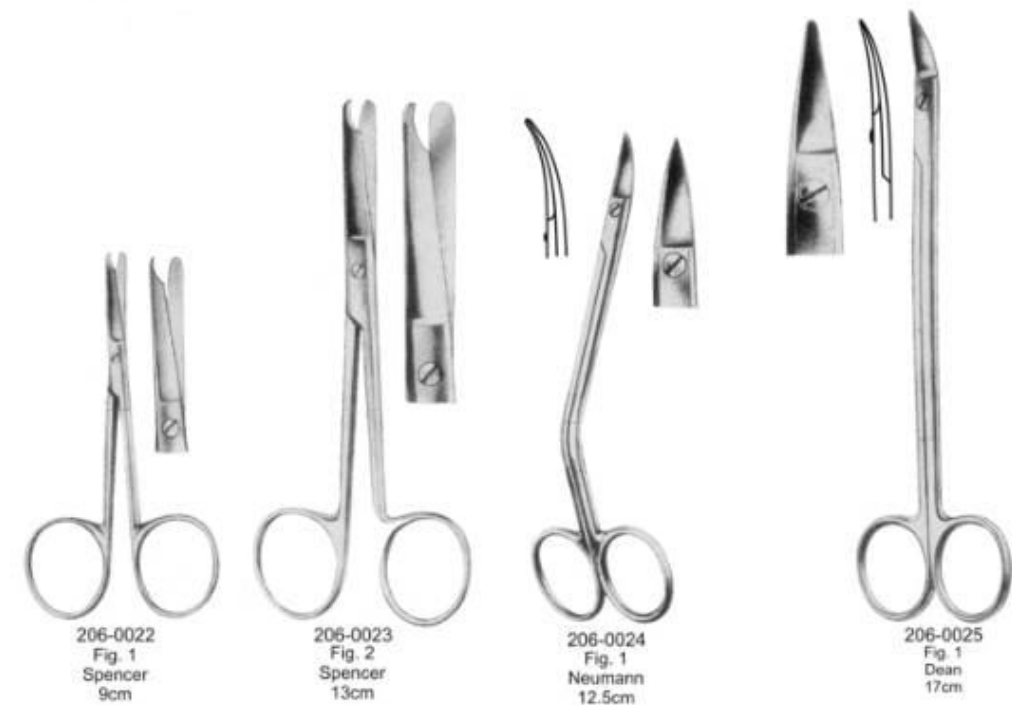
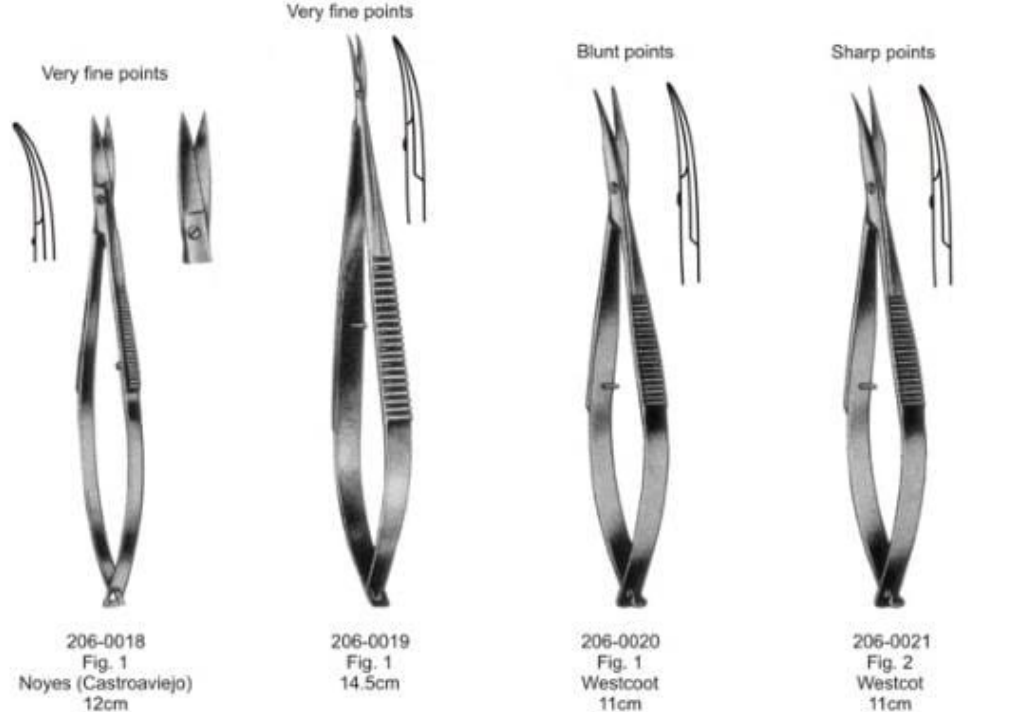
206-0013
Fig. 3
Goldman-Fox (Special)
saw edge
12.5cm



A collection of surgical instruments, including various types of scissors, forceps, and probes, are arranged on a dark, textured surface. The instruments are rendered in a dark, monochromatic style, with some highlights that suggest their metallic nature. The background is a dark, textured fabric or mat.

SURGICAL SCISSORS


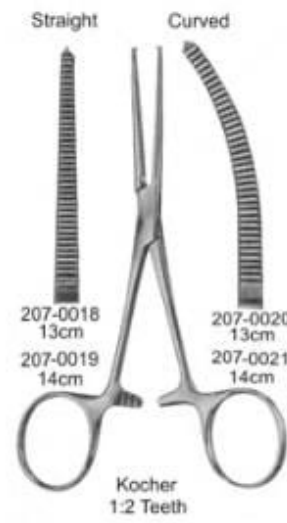
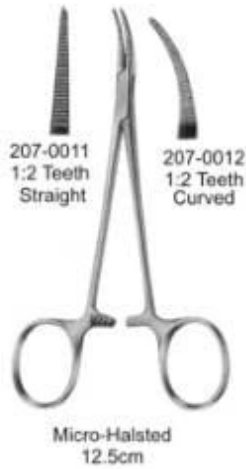
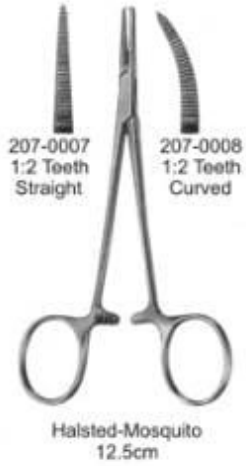
surgiprove@gmail.com





HAEMOSTATIC FORCEPS

surgiprove@gmail.com



SPONGE AND DRESSING FORCEPS



207-0035
Without Ratchet
14.5cm



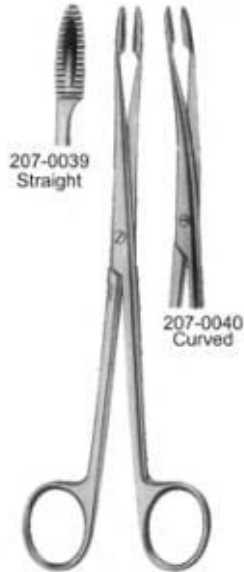
207-0036
With Ratchet
14.5cm



207-0037
Curved
17.5cm

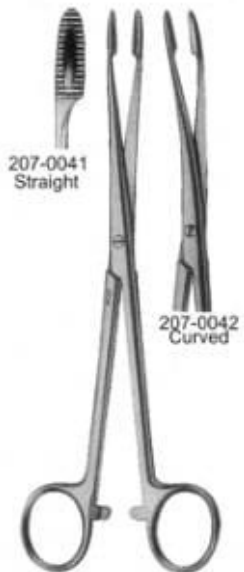


207-0038
Curved
21cm



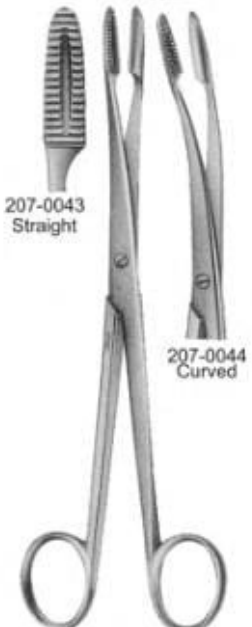
207-0039
Straight

Without Ratchet
18cm



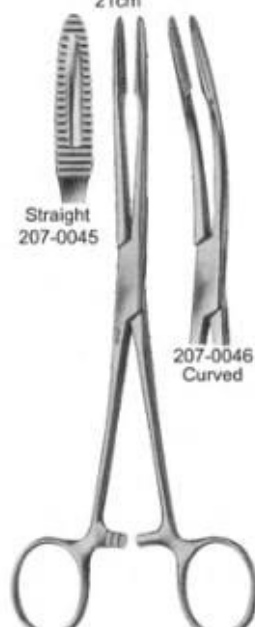
207-0041
Straight

With Ratchet
18cm



207-0043
Straight

Without Ratchet
20cm



207-0045
Straight

With Ratchet
20cm

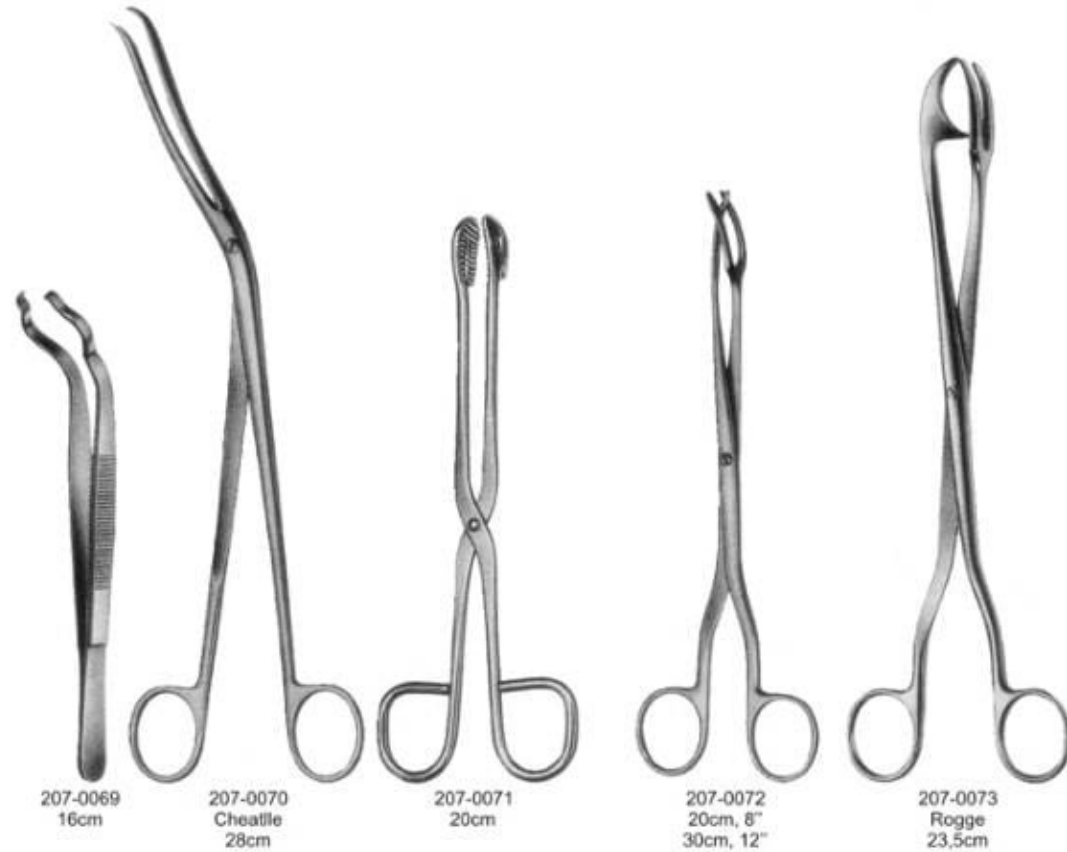
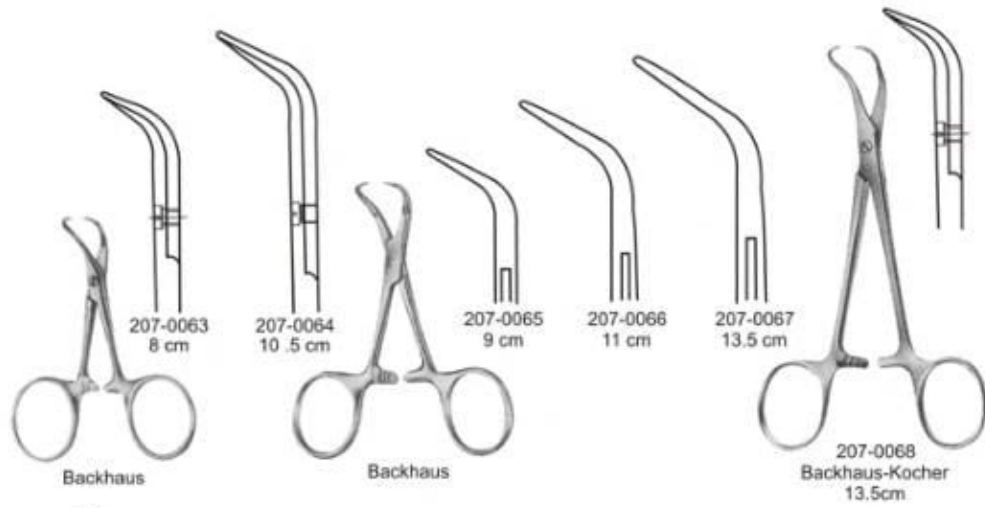
207-0040
Curved

207-0042
Curved

207-0044
Curved

207-0046
Curved

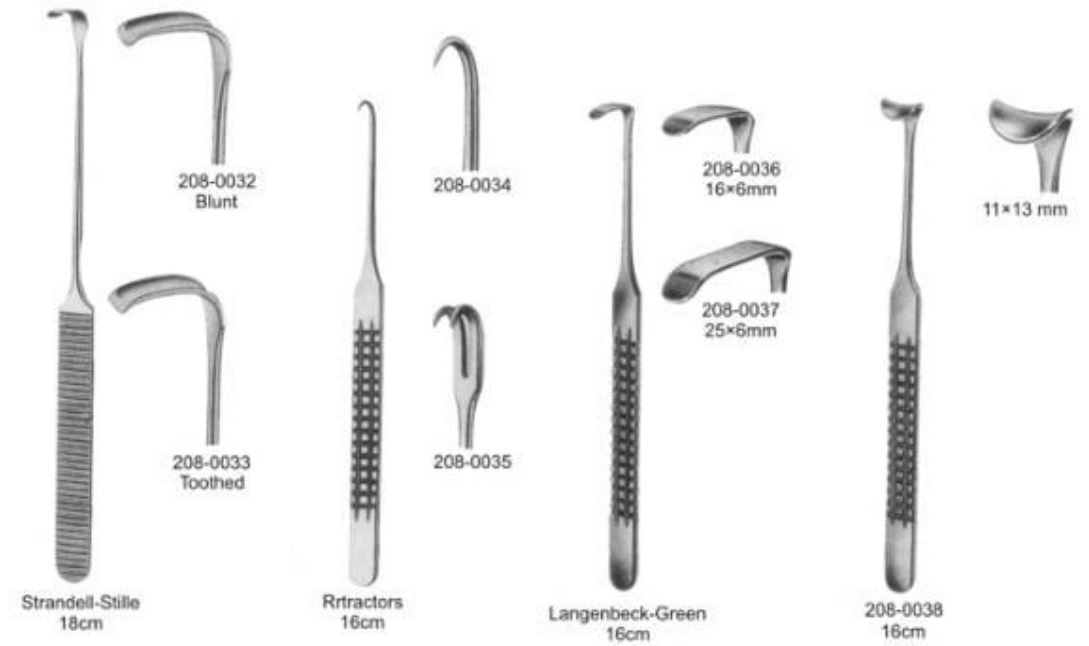
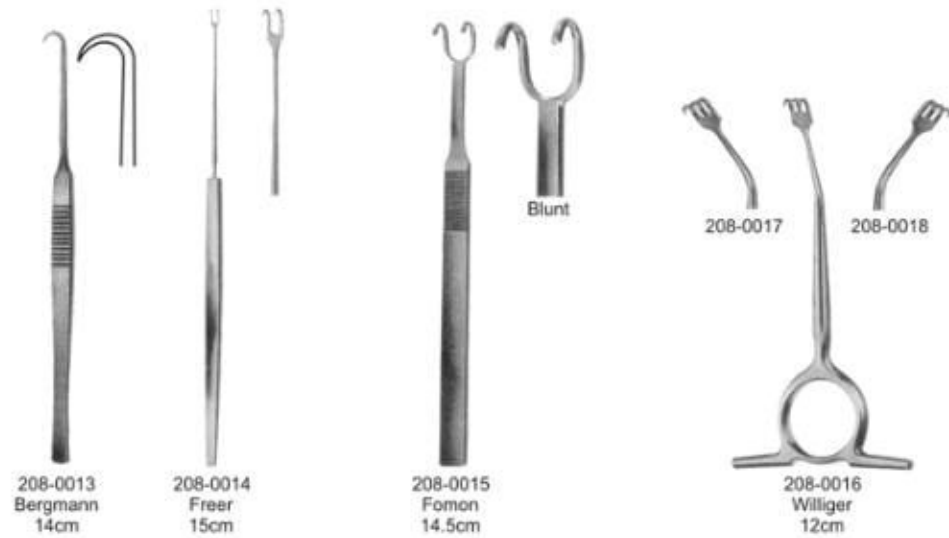
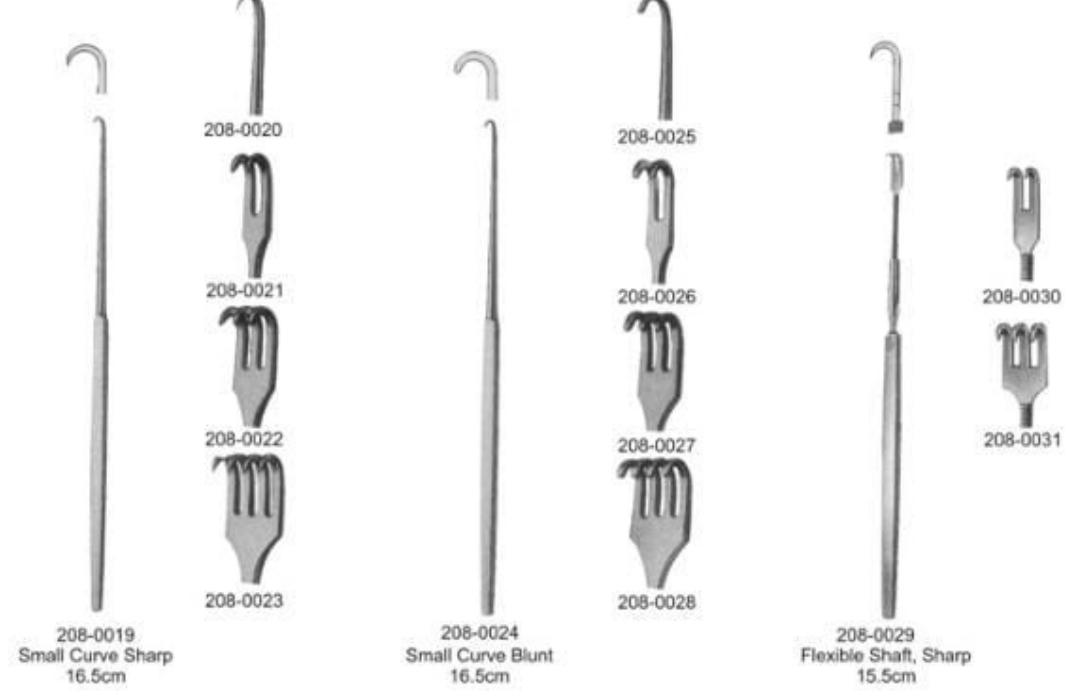
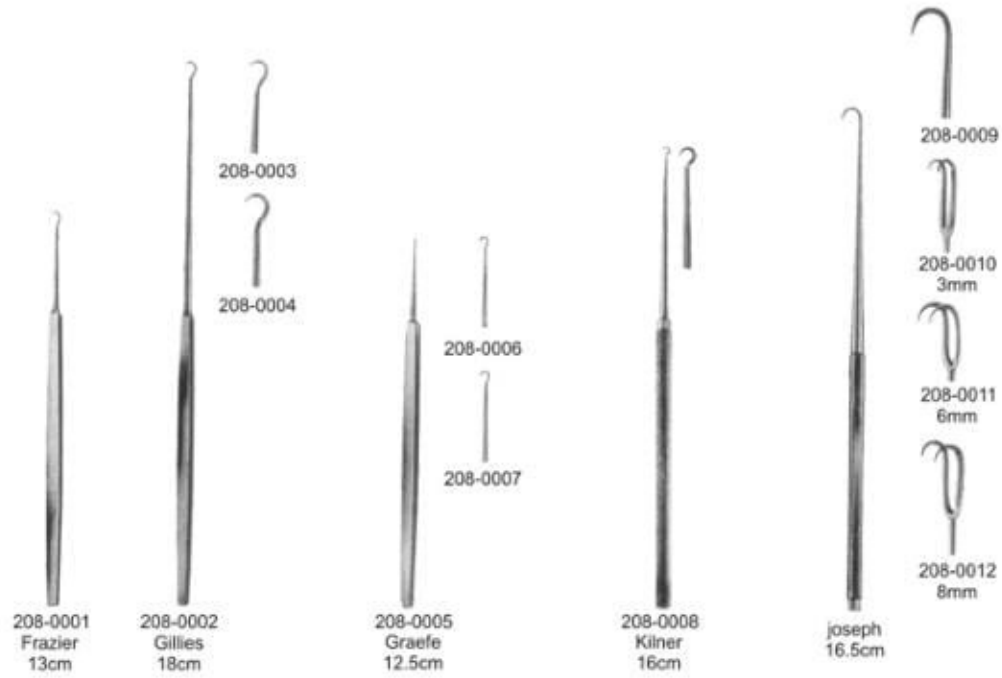
TOWEL CLAMPS





RETRACTORS

surgiprove@gmail.com





25×10mm
22×10mm
28×12mm
32×12mm
208-0039
Farabeuf (Set of 2Pcs)
12.5cm



23×16mm
20×16mm
24×16mm
28×16mm
208-0040
Farabeuf (Set of 2Pcs)
15cm



208-0041 19×22mm
23×30mm
208-0042 25×26mm
28×38mm
208-0043 28×29mm
33×45mm



Farabeuf (Set of 3Pcs)
16.5cm



208-0044
30×10mm

208-0045
40×10mm

208-0046
43×13mm



Langenbeck
23cm



208-0047
25×6mm

208-0048
35×8mm

208-0049
35×11mm

208-0050
35×15mm

208-0051
41×11mm

208-0052
55×11mm



Kocher-Langenbeck
21.5cm



Middeldorpf



208-0053
15×15mm
22cm

208-0054
20×22mm
21.5cm

208-0055
28×28mm
23.5cm



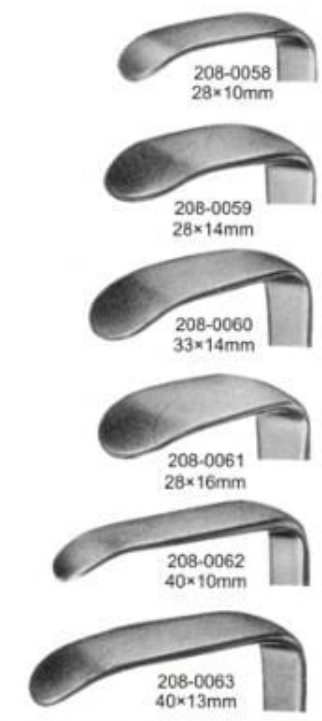
208-0056
Greene
22.5cm



208-0057
Buchs
20.5cm



Langenbeck
21cm



208-0058
28×10mm

208-0059
28×14mm

208-0060
33×14mm

208-0061
28×16mm

208-0062
40×10mm

208-0063
40×13mm



208-0064
Kocher
21cm



23×8mm



208-0065
Alm (Sharp)
7cm



208-0067
Alm (Sharp)
10cm




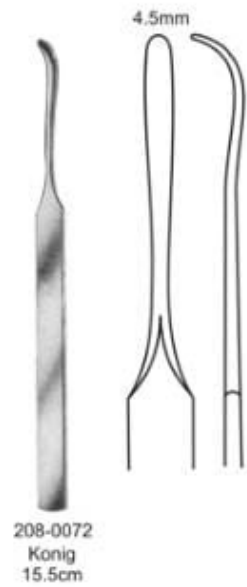
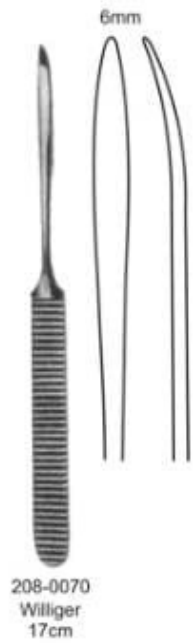
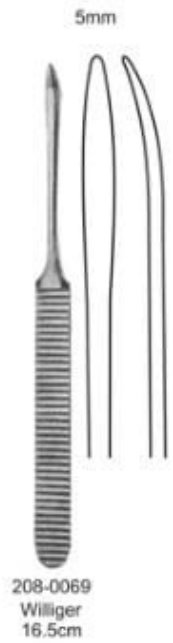
208-0066
Blunt

208-0068
Blunt

A collection of surgical instruments, including forceps, a scalpel, and various connectors, are arranged on a blue textured surface. The instruments are partially obscured by a dark teal overlay.


ELEVATORS

surgiprove@gmail.com






208-0089 (3m)
208-0090 (6mm)
Raspatories
17cm



208-0091
8mm
Trelat
14cm




208-0092
König
15.5cm



208-0093
Williger
14cm



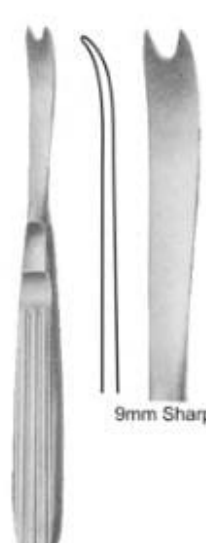
208-0094
Williger
16cm



Raspatories
16.5cm



208-0096
8mm



208-0097
Obwegeser
17cm



9mm Sharp



Raspatories
20cm



208-0098
5mm




208-0099
8mm



208-0100
Tessie
22cm

CHISELS & GOUGES



Partsch
17cm

208-0101
3mm
208-0102
4mm



208-0103
Freer
16cm

4mm



208-0104
Freer
16cm

4mm
Curved



Lucas
16cm

208-0105
4mm
208-0106
6mm



Lucas
16cm

208-0107
3mm
208-0108
5mm



Lambotte
12.5cm

208-0109
4mm
208-0110
6mm
208-0111
8mm
208-0112
10mm
208-0113
12mm
208-0114
15mm




14cm

208-0115
4mm
208-0116
6mm
208-0117
8mm



Partsch
14cm

208-0118
3mm
208-0119
4mm
208-0120
5mm
208-0121
6mm



Partsch
17cm

208-0122
3mm
208-0123
4mm
208-0124
5mm
208-0125
6mm
208-0126
7mm



Partsch
14cm

208-0127
3mm
208-0128
4mm

RUBBER DAM INSTRUMENTS

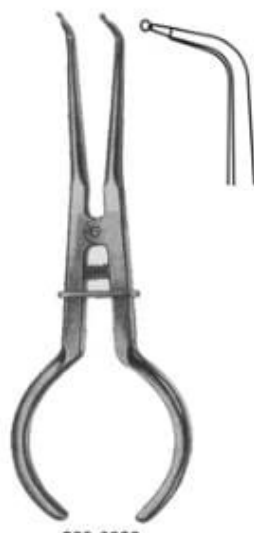
Calmp forceps



209-0001
Ivory light weight
17cm



209-0002
Brewer
17.5cm



209-0003
Stokes
17.5cm

Punch forceps



209-0004
Ainsworth
17cm



209-0005
Ivory
17cm

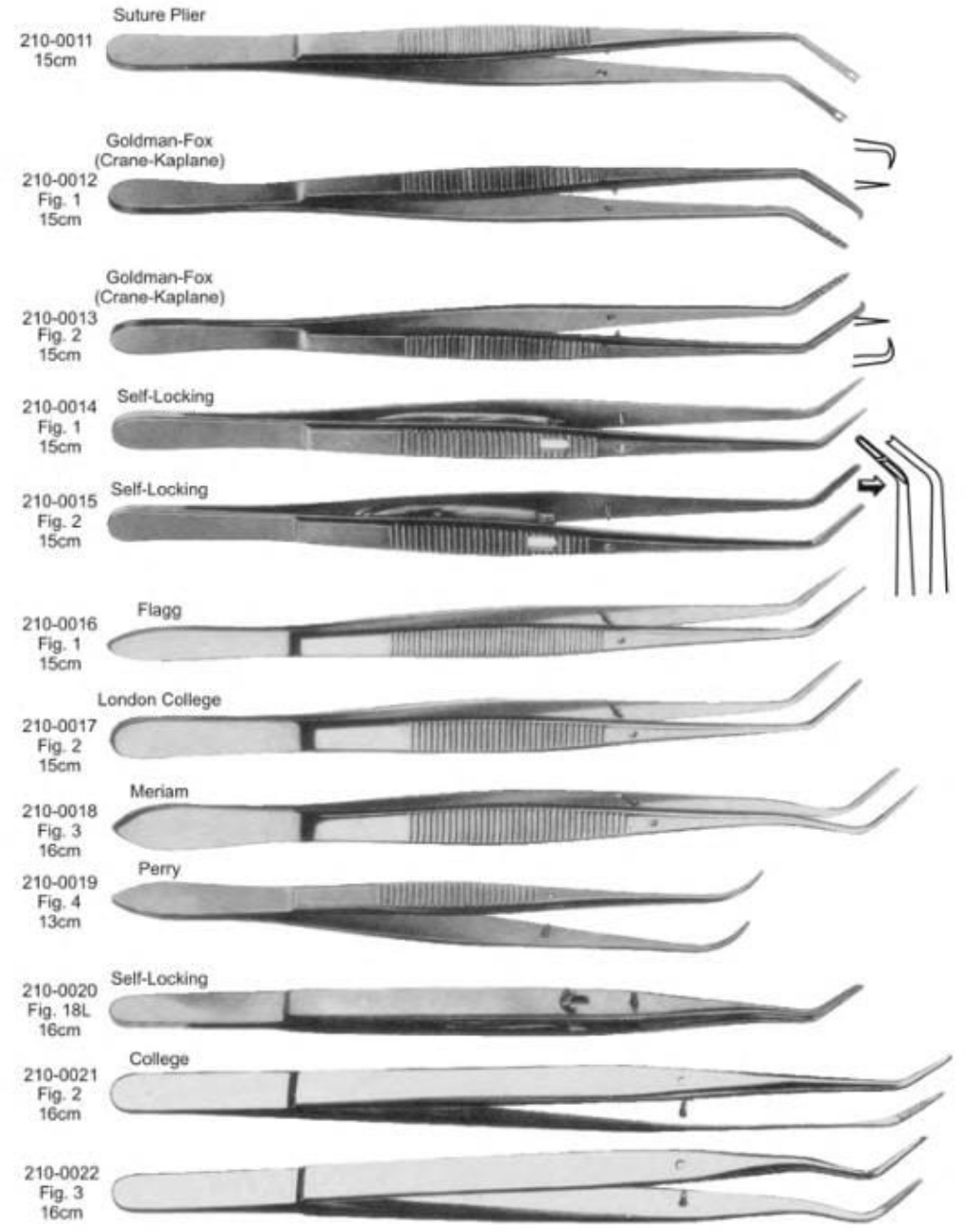



209-0006
Rubber dam frame



PLIERS

surgiprove@gmail.com





SCALPEL HANDELS

surgiprove@gmail.com



211-0001
No.3L



211-0002
ERGONOMIC
No.7



211-0003
No.7



211-0004



211-0005



211-0006



211-0007
No.4L



211-0008
No.4



211-0009
No.10



211-0010
No.9



211-0011
No. 3



211-0012
BARRON
For "B.P." type blades
for use with No's
10,11,12 & 15 blades
135mm (5.1/4")

HANDELS REFERENCE GUIDE



211-0013
Single ended
Knurling round



211-0014
Double ended
Knurling round



211-0015
Single ended
octangle serrated



211-0016
Double ended
octangle serrated



211-0017
Single ended
hollow round



211-0018
Double ended
hollow round



211-0019
Double ended
hollow round grooved



211-0020
Double ended
swiss pattern octangle

A collection of surgical instruments, including needle holders, forceps, and a scalpel, are arranged on a perforated metal tray. The image is overlaid with a dark teal gradient. The text 'NEEDLE HOLDERS' is prominently displayed in the center.

NEEDLE HOLDERS

surgiprove@gmail.com



212-0001
CASTROVIEJO
145mm (5.3/4")
With catch



212-0002
CASTROVIEJO
145mm (5.3/4")
With catch



212-0003
ARRUGA
135mm (5.1/4")



212-0004
BARRAQUER
120mm (4.3/4")
With catch



212-0005
BARRAQUER
120mm (4.3/4")
Without catch



212-0010
MAYO
190mm (7.1/2")



212-0011
CRILE WOOD
150mm (6")



212-0012
CRILE MURRAY
145mm (5.3/4")



212-0006
CONVERSE
125mm (5")



212-0007
DERF
120mm (4.3/4")



212-0008
MAYO (DUNHILL)
160mm (6.1/4")



212-0009
MAYO
180mm (7")



212-0013
KILNER
135mm (5.1/4")



NAUNTUN MORGAN

212-0014
190mm (7.1/2")
212-0015
250mm (10")



WANGENSTEEN

212-0016
270mm (10.3/4")



212-0017
JAMESON
230mm (9")



212-0018
WRIGHT
125mm (5")



212-0019
GILLIES
Combined needle holder
and scissors
160mm (6.1/4")



212-0020
WARD
Combined needle holder
and scissors
180mm (7")



212-0021
HEANEY
200mm (8")



OLSEN HEGAR
Combined needle holder
and scissors
212-0022 140mm (5.1/2")
212-0023 165mm (6.1/2")
212-0024 190mm (7.1/2")



MAYO

212-0025
MAYO (BAUMGARTNER)
140mm (5.1/2")

212-0026
MAYO (MASSON)
265mm (10.1/2")

212-0027
MAYO
65mm (6.1/2")

212-0028
190mm (7.1/2")

212-0029
200mm (8")

212-0030
230mm (9")

212-0031
HEGAR
200mm (8")



212-0032
HALSEY
125mm (5")



212-0033
MATHIEU
140mm (5.1/2")



212-0034
MATHIEU
170mm (6.3/4")



212-0035
MATHIEU
200mm (8")



212-0036
WEBSTER
Smooth Jaw
115mm (4.1/2")



212-0037
MAYO
150mm (6")



212-0038
MCPHAILS
180mm (7")



LAWRANCE
212-0039 150mm (6")
Lightweight

212-0040 150mm (6")

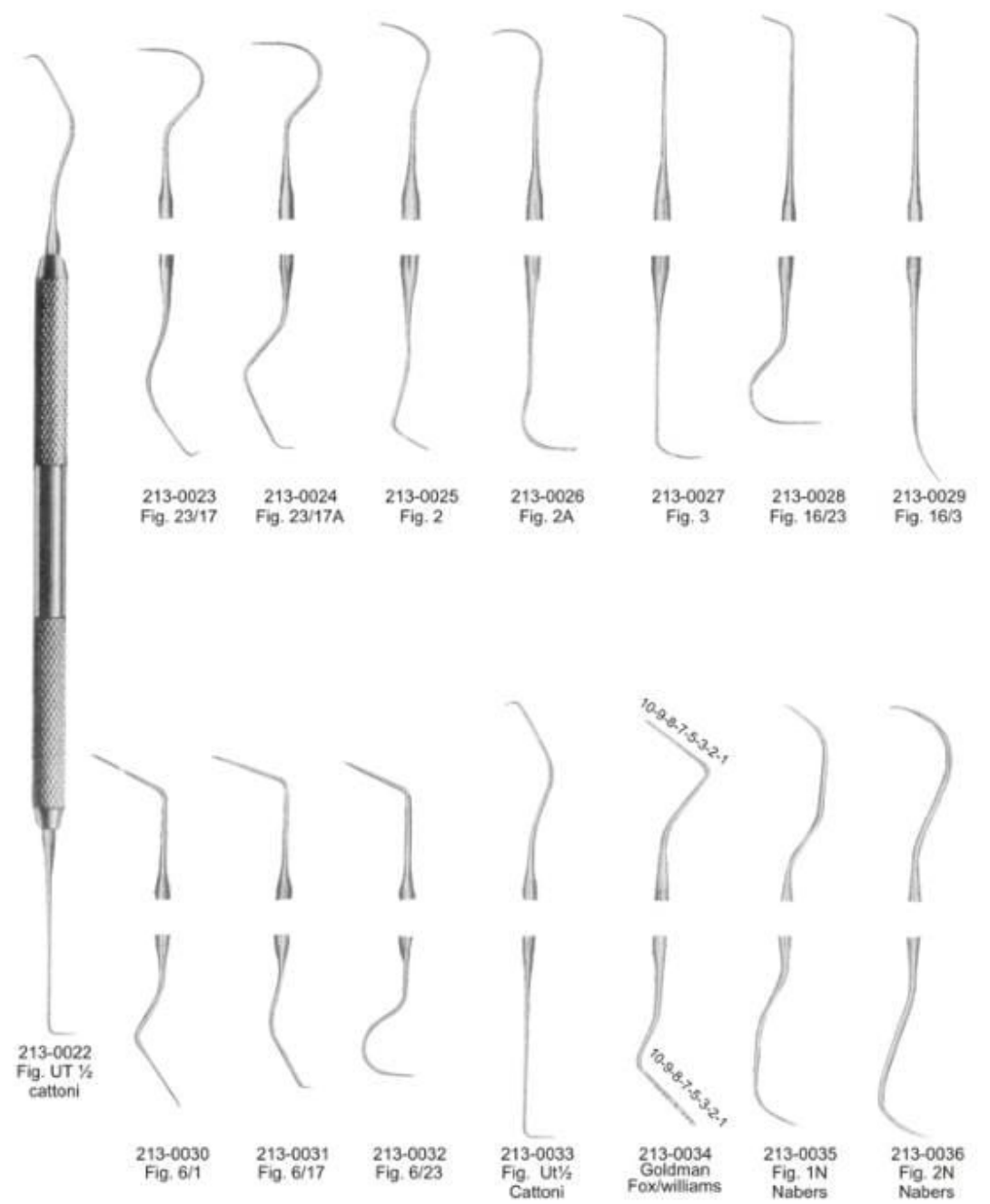
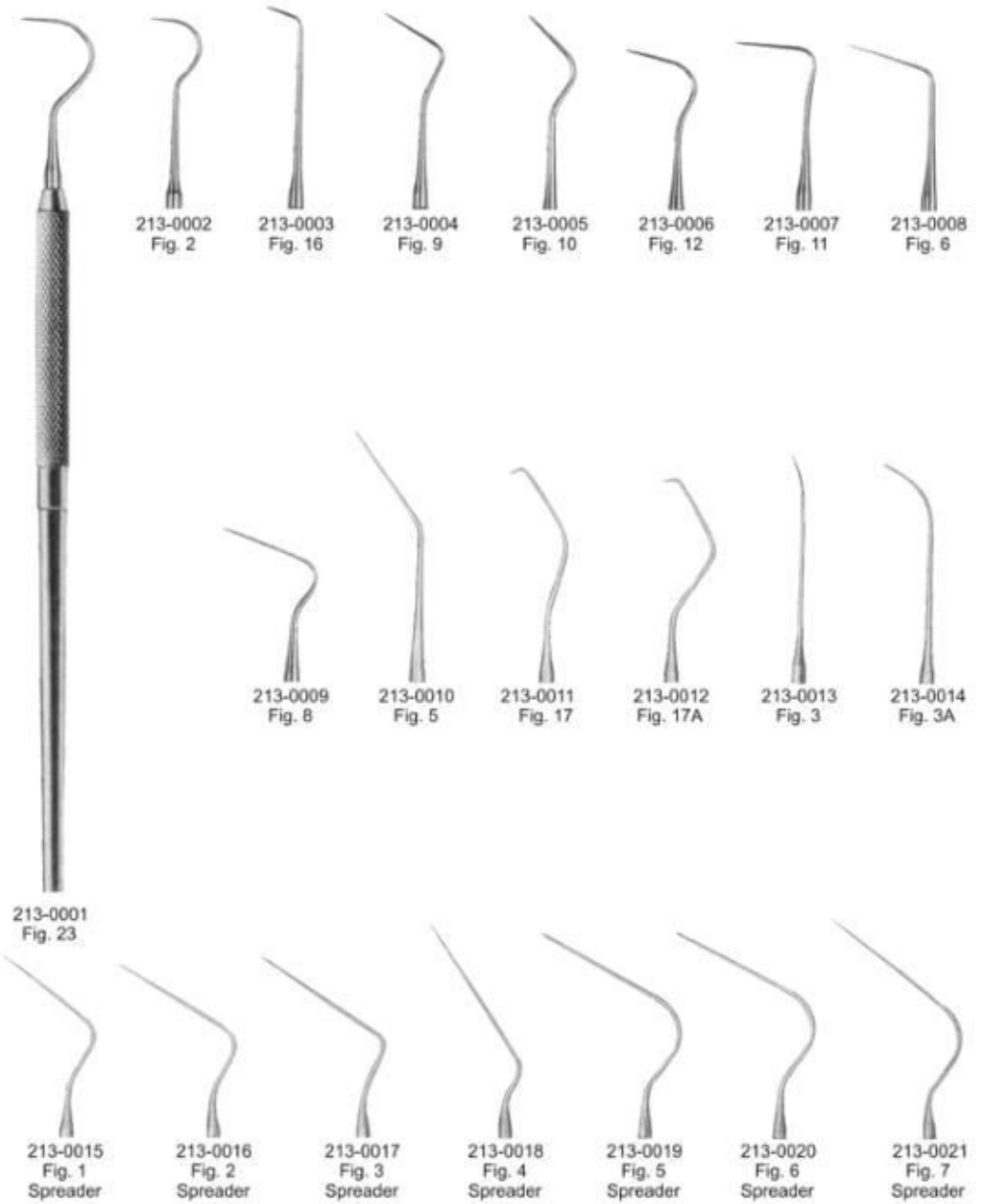
MOUTH MIRRORS



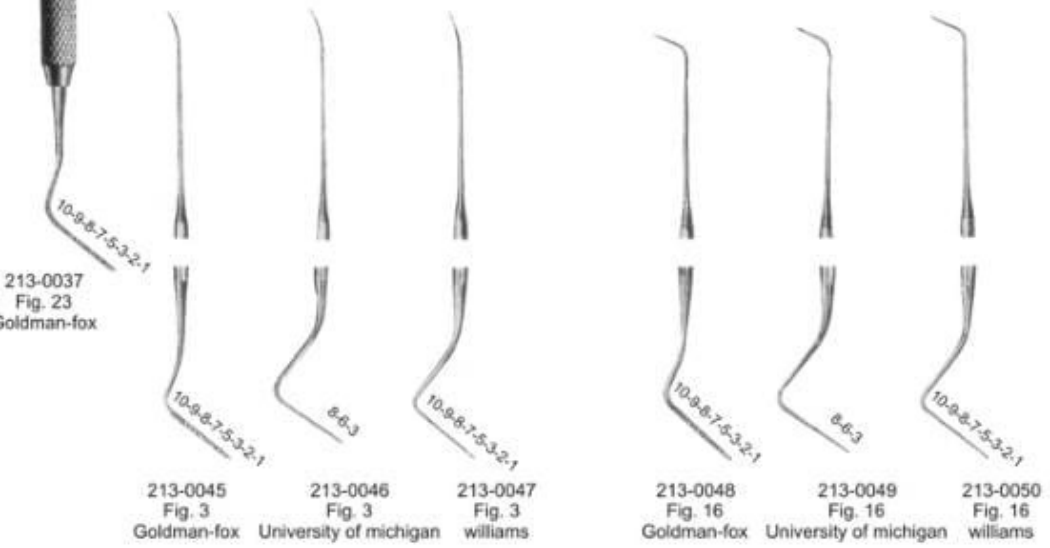
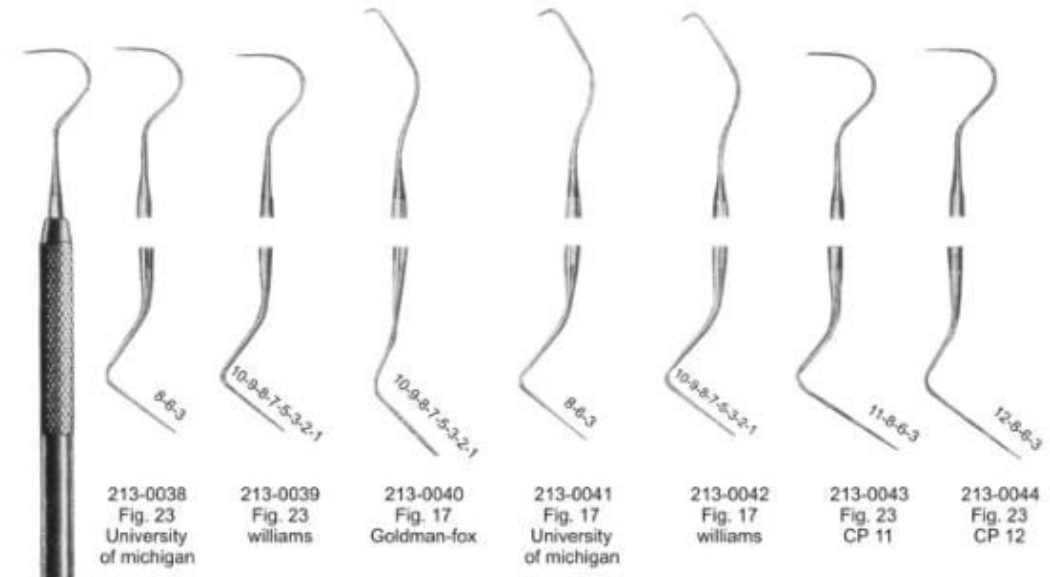


EXPLORERS

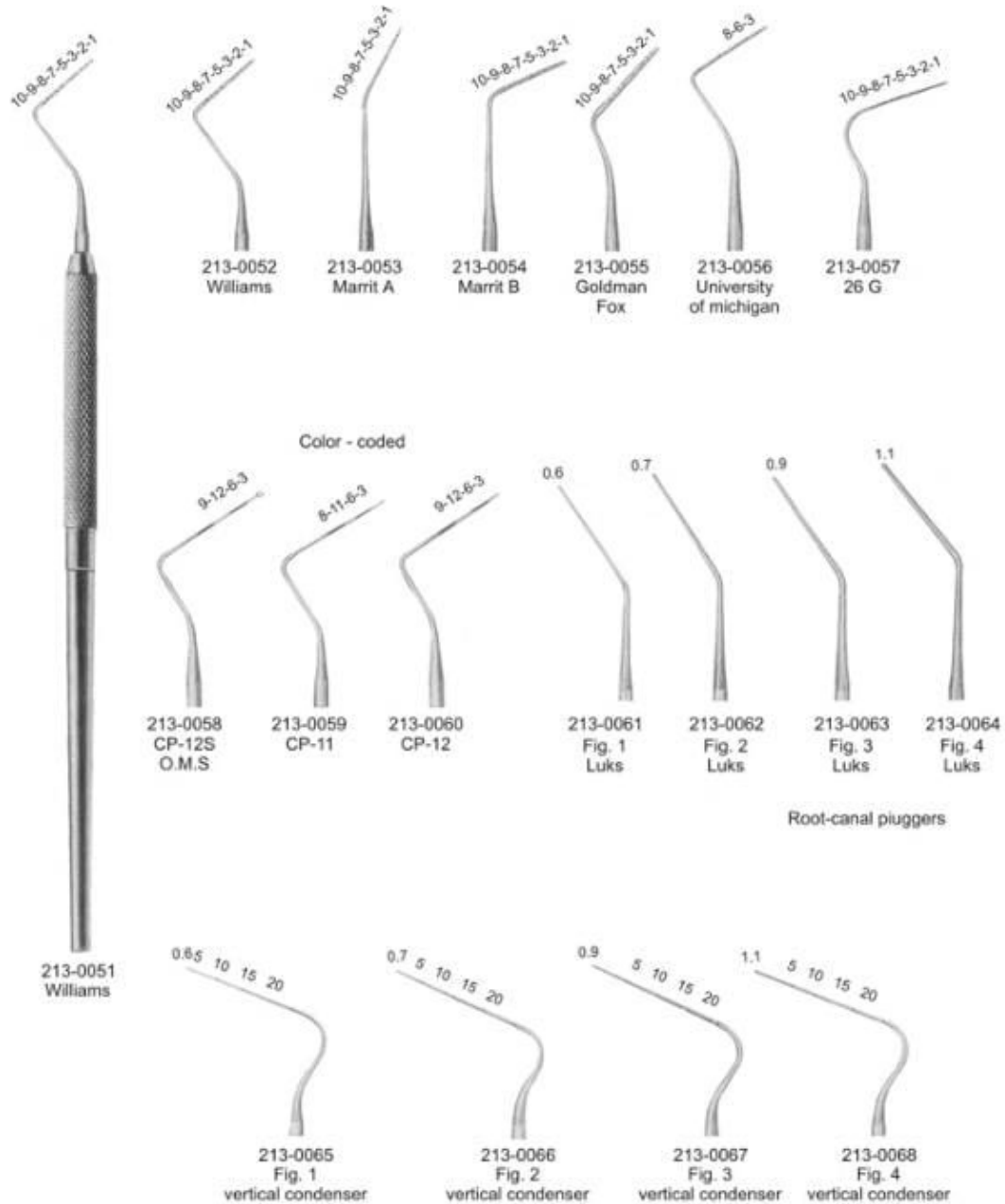
suurgiprove@gmail.com



Root canal explorers



PERIODONTAL POCKET PROBES





FILLING INSTRUMENTS

surgiprove@gmail.com



213-0069 Fig.1



213-0070 Fig.2
213-0071 Fig.3
213-0072 Fig.4
213-0073 Fig.5



Smooth



213-0077 Fig.1L
213-0078 Fig.2L
213-0079 Fig.3L



Serrated

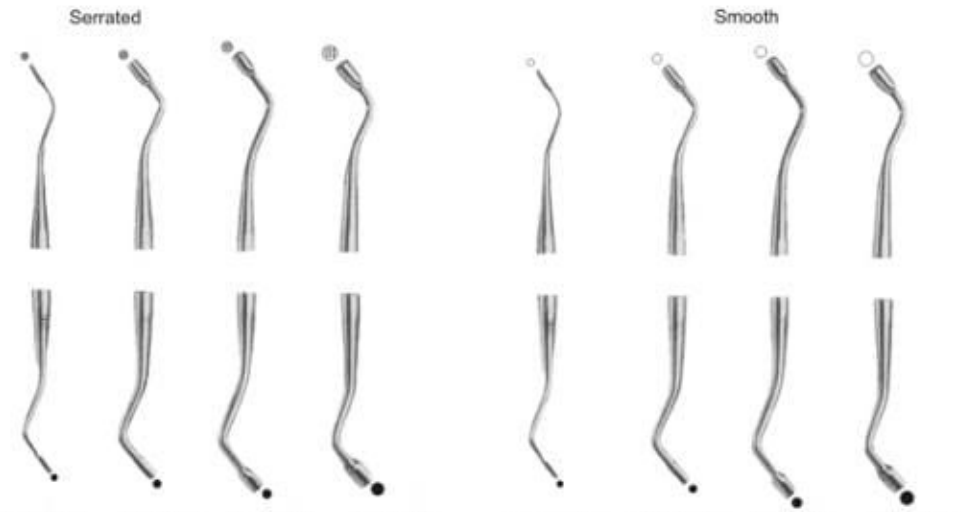
213-0074 Fig.1
213-0075 Fig.2
213-0076 Fig.3



213-0080 Fig.1
213-0081 Fig.2
213-0082 Fig.3



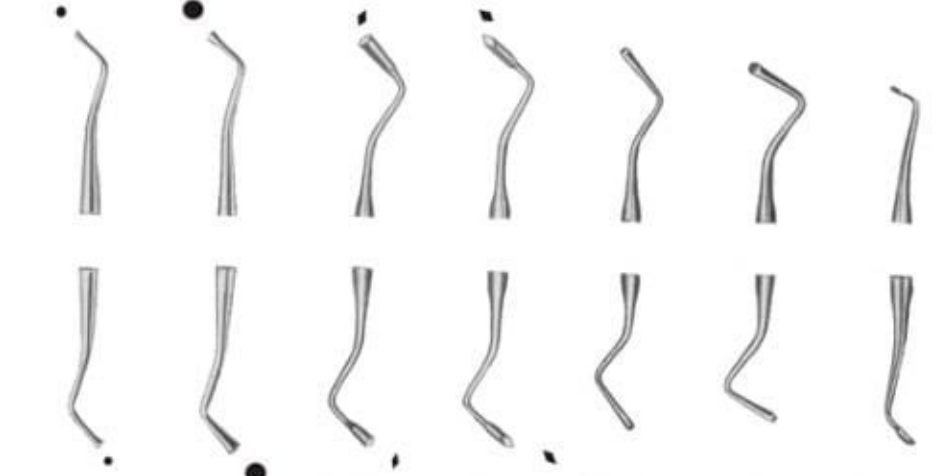
213-0083 Fig. 1



Serrated

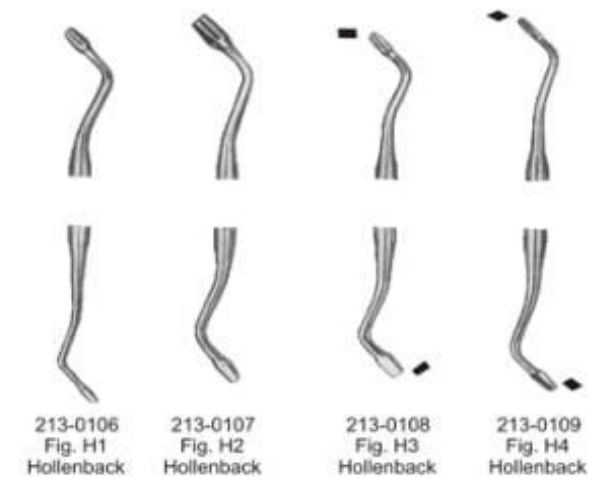
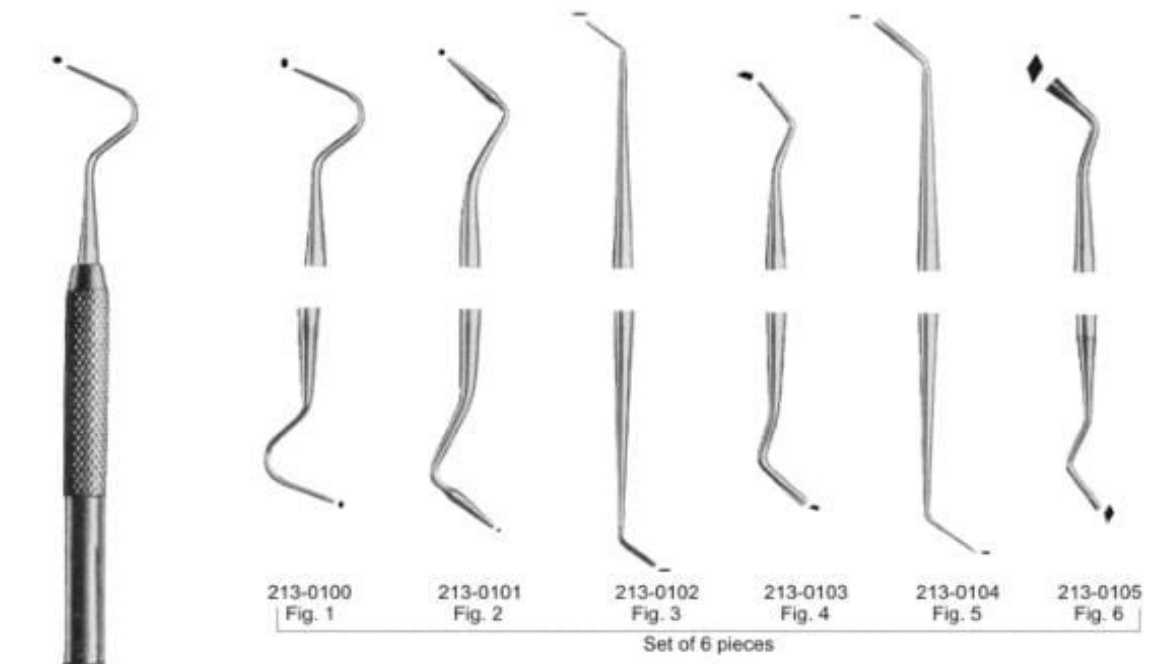
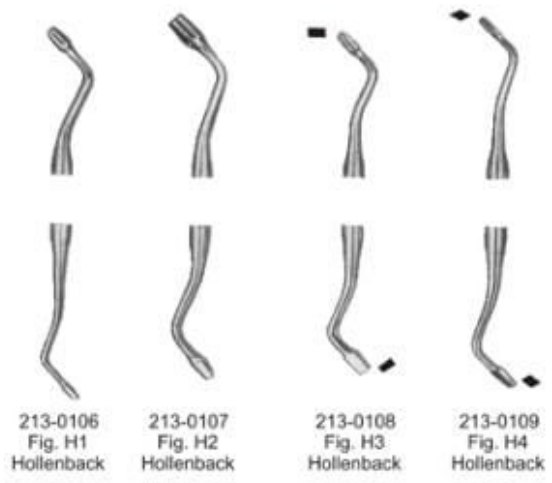
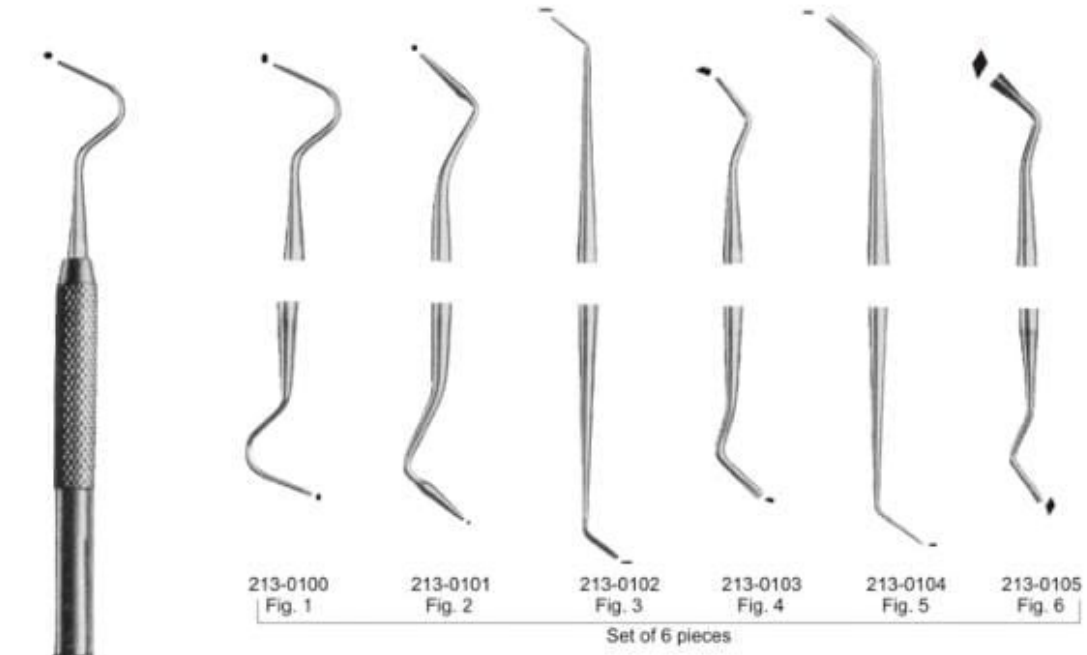
Smooth

213-0084 Fig. 1
213-0085 Fig. 2
213-0086 Fig. 3
213-0087 Fig. 4
213-0088 Fig. 1L
213-0089 Fig. 2L
213-0090 Fig. 3L
213-0091 Fig. 4L



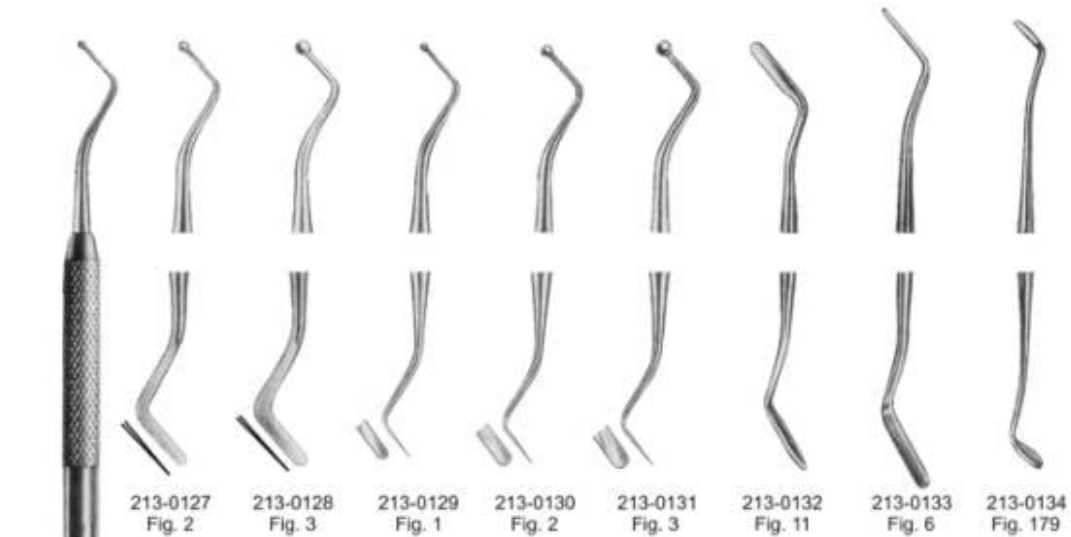
213-0092 Fig. 1 ward
213-0093 Fig. 2 ward
213-0094 Fig.0T Tanner
213-0095 Fig. 1T Tanner
213-0096 Fig. 2T Tanner
213-0097 Fig. 3T Tanner
213-0098 Fig. 01 Marquette

Serrated





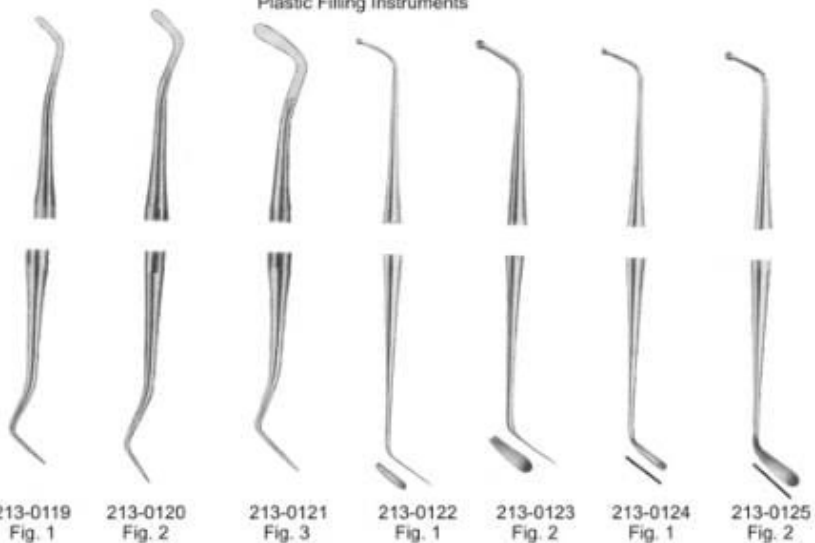
213-0111 Fig. 2 westcott
 213-0112 Fig. 2 Ladmore
 213-0113 Fig. 3 Ladmore
 213-0114 Fig. 18 Ball
 213-0115 Fig. 26-27S Ball
 213-0116 Fig. 27-29 Ball
 213-0117 Fig. NYU/B2
 213-0118 Fig. 2/31



213-0127 Fig. 2
 213-0128 Fig. 3
 213-0129 Fig. 1
 213-0130 Fig. 2
 213-0131 Fig. 3
 213-0132 Fig. 11
 213-0133 Fig. 6
 213-0134 Fig. 179

Plastic Filling Instruments

213-0110 Fig. 1 westcott



213-0119 Fig. 1
 213-0120 Fig. 2
 213-0121 Fig. 3
 213-0122 Fig. 1
 213-0123 Fig. 2
 213-0124 Fig. 1
 213-0125 Fig. 2



213-0126 Fig. 1

213-0135 Fig. 1 woodson
 213-0136 Fig. 2 woodson
 213-0137 Fig. 3 woodson
 213-0138 Fig. 1 ward
 213-0139 Fig. 1S ward
 213-0140 Fig. 2 ward
 213-0141 Fig. 1/2 Hollenback
 213-0142 Fig. 3 Hollenback
 213-0143 Fig. 3S Hollenback

AMALGAM CARVERS



213-0144
Fig. 1
farhim



213-0145
Fig. 2
USC



213-0146
Fig. 1
interproximal



213-0147
Fig. 2
interproximal
Off-Angle



213-0148
Fig. SHO-A



213-0149
Fig. 3-SHO




213-0150
Fig. 104



213-0151
Fig. 8
wiland



213-0152
Fig. 1



213-0153
Fig. 2



213-0154
Fig. 3



213-0155
Fig. 4



213-0156

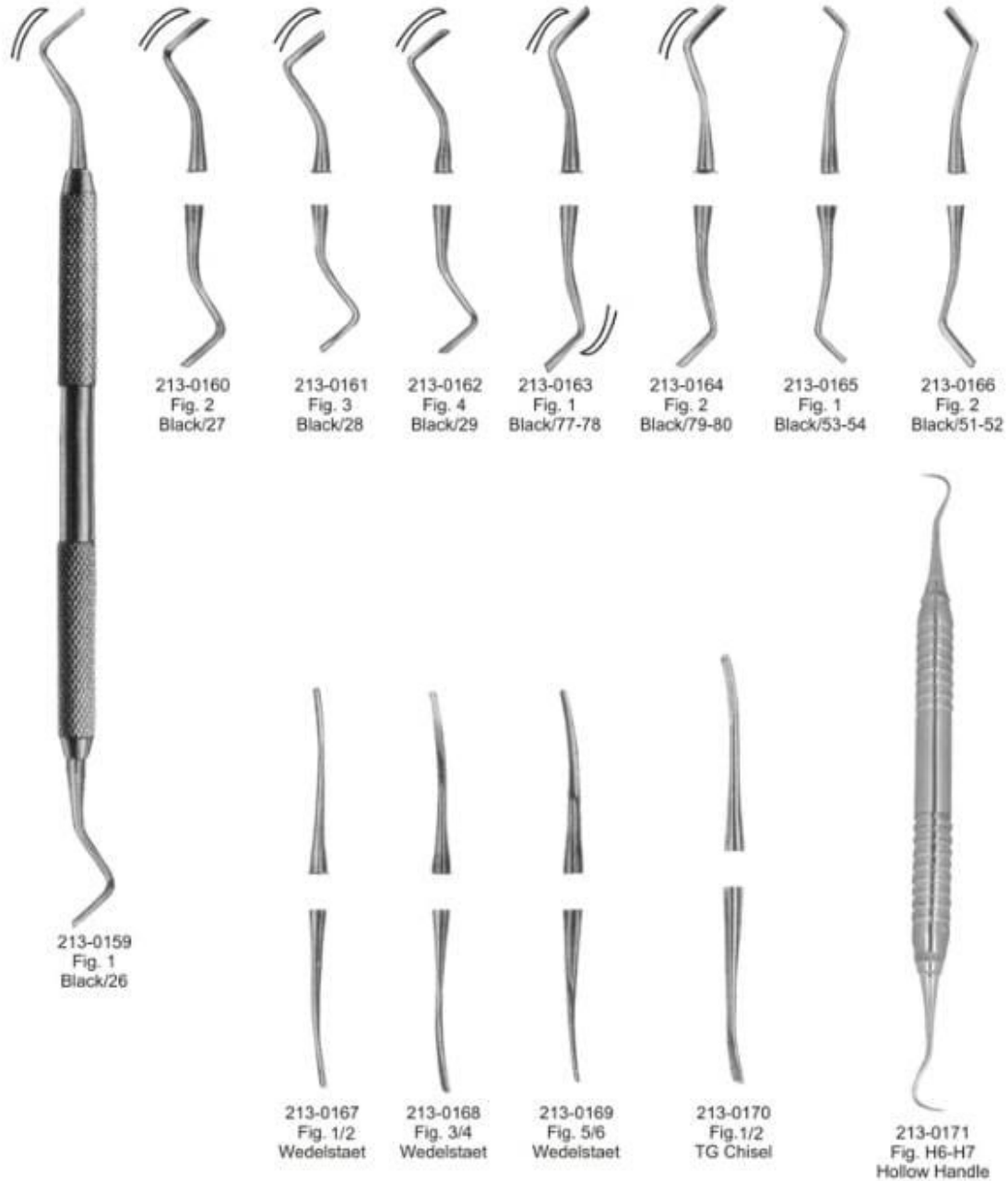


213-0157



213-0158

CAVITY PREPRATION INSTRUMENTS

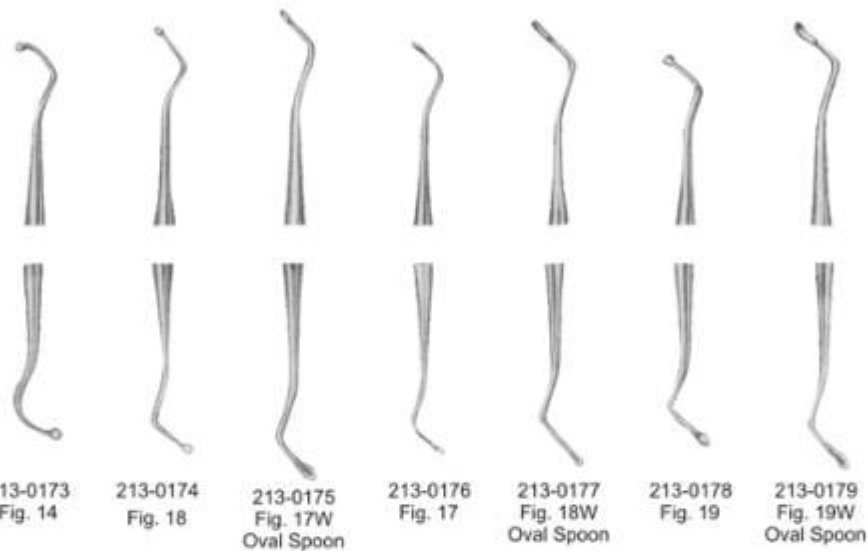


EXCAVATORS

surgiprove@gmail.com



213-0172
Fig. 6



213-0173
Fig. 14

213-0174
Fig. 18

213-0175
Fig. 17W
Oval Spoon

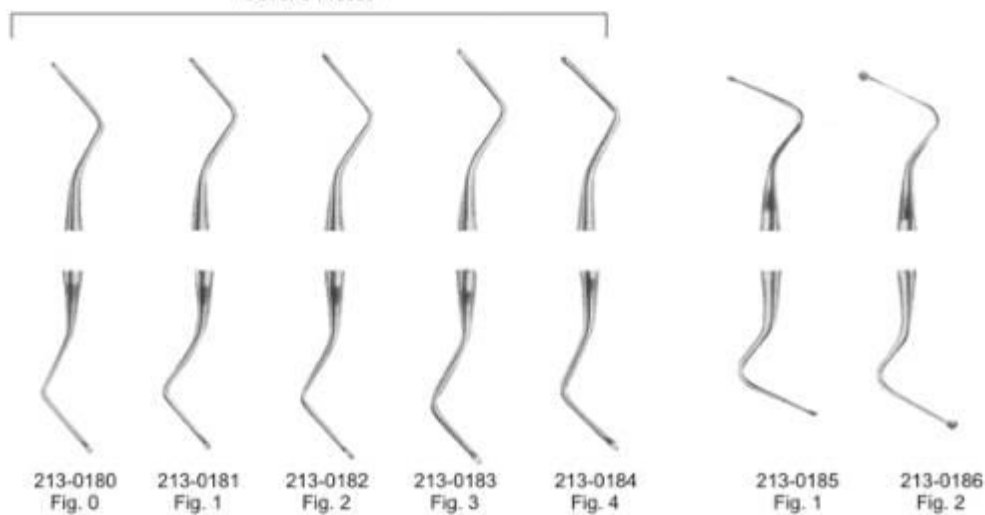
213-0176
Fig. 17

213-0177
Fig. 18W
Oval Spoon

213-0178
Fig. 19

213-0179
Fig. 19W
Oval Spoon

Set of 5 Pieces



213-0180
Fig. 0

213-0181
Fig. 1

213-0182
Fig. 2

213-0183
Fig. 3

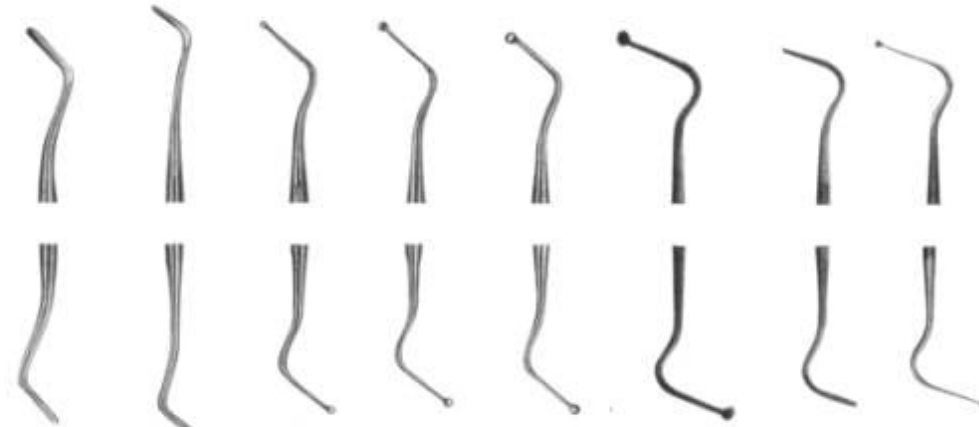
213-0184
Fig. 4

213-0185
Fig. 1

213-0186
Fig. 2



213-0187
Fig. 38/39



213-0188
Fig. 63/64

213-0189
Fig. 65/66

213-0190
Fig. 31L

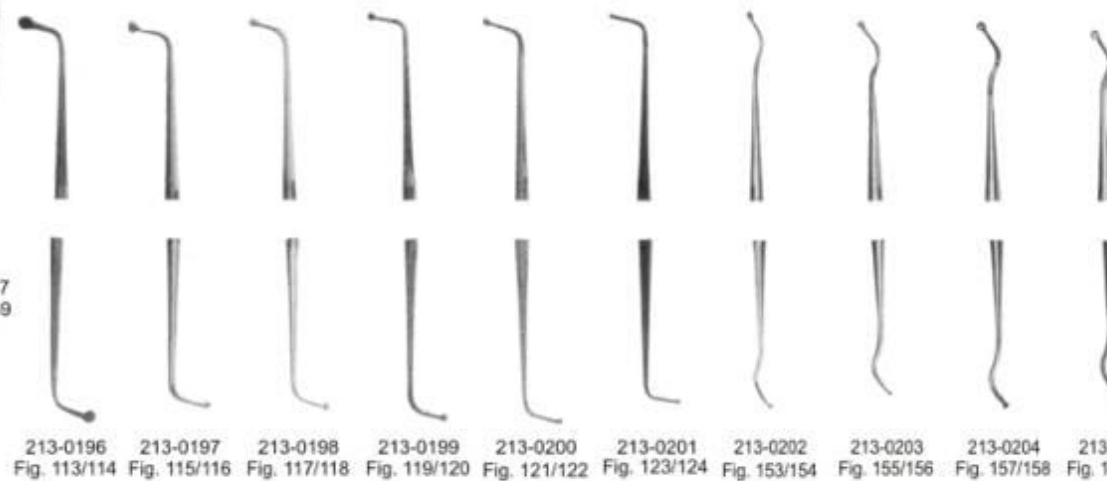
213-0191
Fig. 32L

213-0192
Fig. 33L

213-0193
Fig. 135/136

213-0194
Fig. 139/140

213-0195
Fig. 141/142



213-0196
Fig. 113/114

213-0197
Fig. 115/116

213-0198
Fig. 117/118

213-0199
Fig. 119/120

213-0200
Fig. 121/122

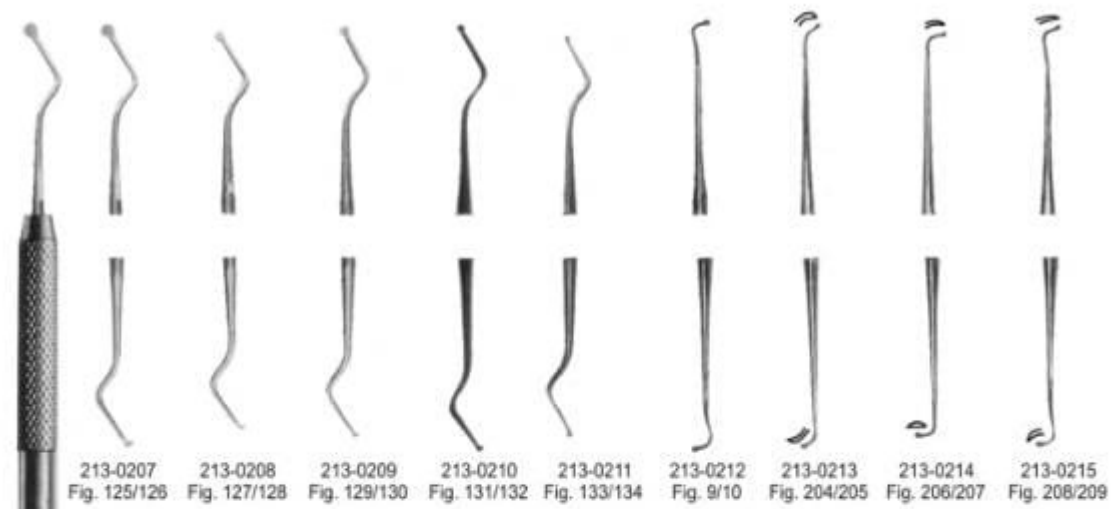
213-0201
Fig. 123/124

213-0202
Fig. 153/154

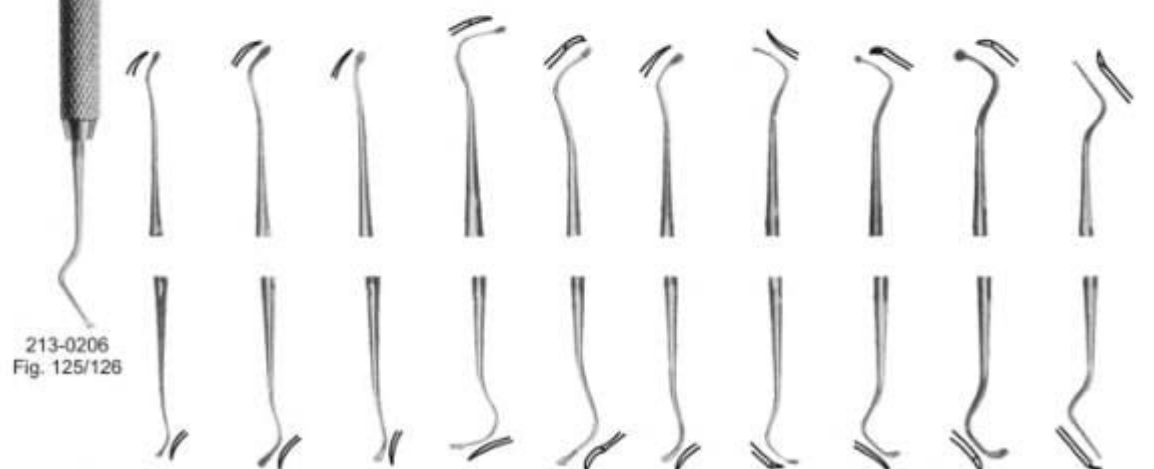
213-0203
Fig. 155/156

213-0204
Fig. 157/158

213-0205
Fig. 159/160



213-0207 Fig. 125/126 213-0208 Fig. 127/128 213-0209 Fig. 129/130 213-0210 Fig. 131/132 213-0211 Fig. 133/134 213-0212 Fig. 9/10 213-0213 Fig. 204/205 213-0214 Fig. 206/207 213-0215 Fig. 208/209



213-0206 Fig. 125/126

213-0216 Fig. 210/211 213-0217 Fig. 212/213 213-0218 Fig. 214/215 213-0219 Fig. 216/217 213-0220 Fig. 218/219 213-0221 Fig. 220/221 213-0222 Fig. 243 213-0223 Fig. 244 213-0224 Fig. 245 213-0225 Fig. 246

PERIODONTAL INSTRUMENTS



213-0226
Fig. M9
Molt



213-0227
Fig. 1
Hopkins



213-0228
Fig. 2
Hopkins



213-0229
Fig. 3
Mead



213-0230
Fig. 3
Prichard



213-0231
Fig. Pr3
Freer



213-0232
Fig. 16
Freer



BONE FILES

surgiprove@gmail.com



213-0233
Fig. 12 CA



213-0234
Fig. 12A



213-0235
Fig. 12
Howard



213-0236
Fig. 33



213-0237
Fig. 45
Miller



213-0238
Fig. 1
Wahl



213-0239
Fig. 2
Wahl



213-0240
Fig. 1
Polokoff

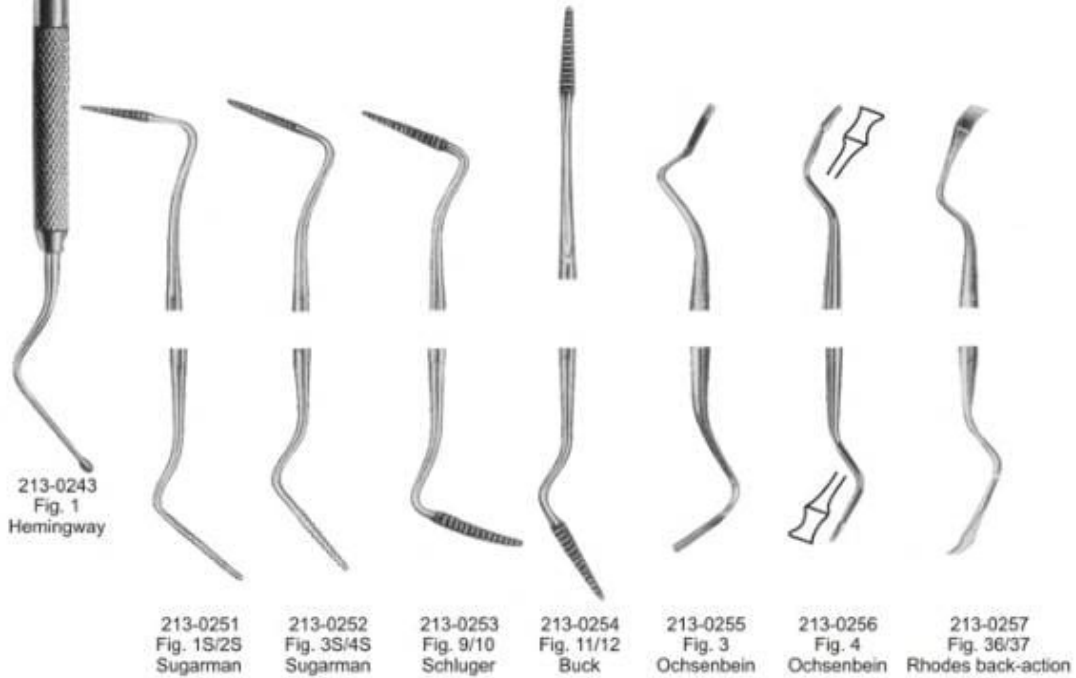
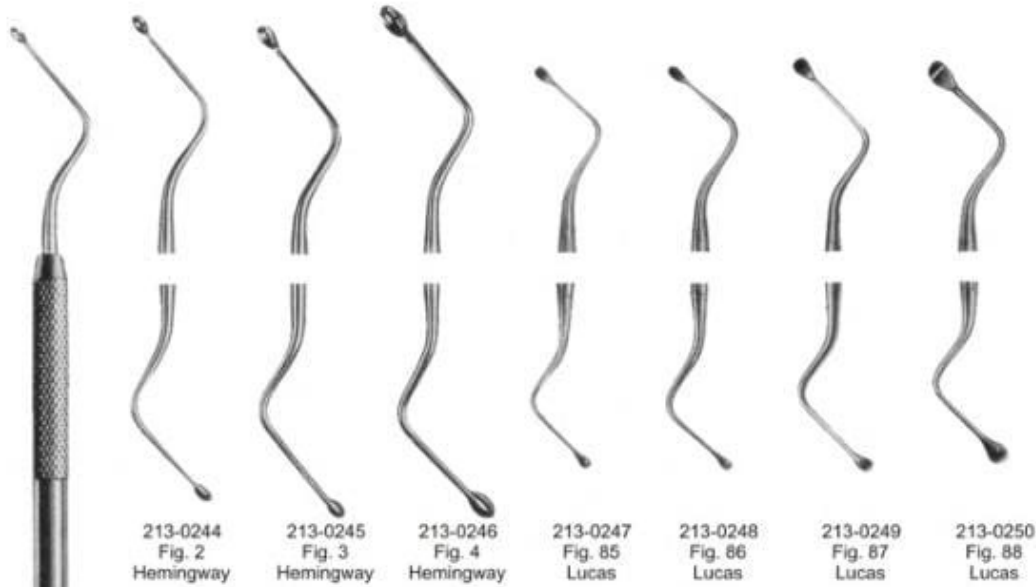


213-0241
Fig. 64
Miller



213-0242
Fig. 10

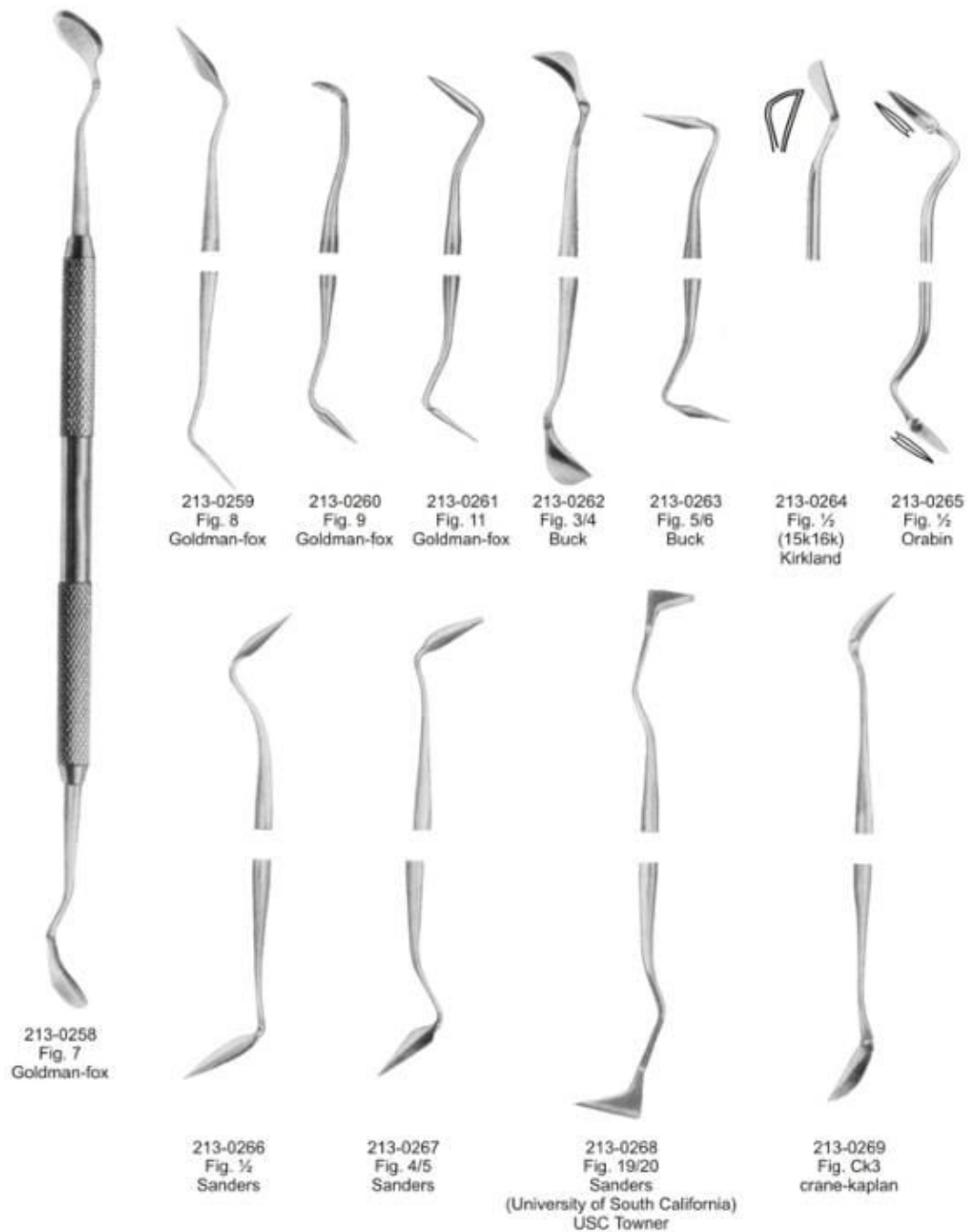
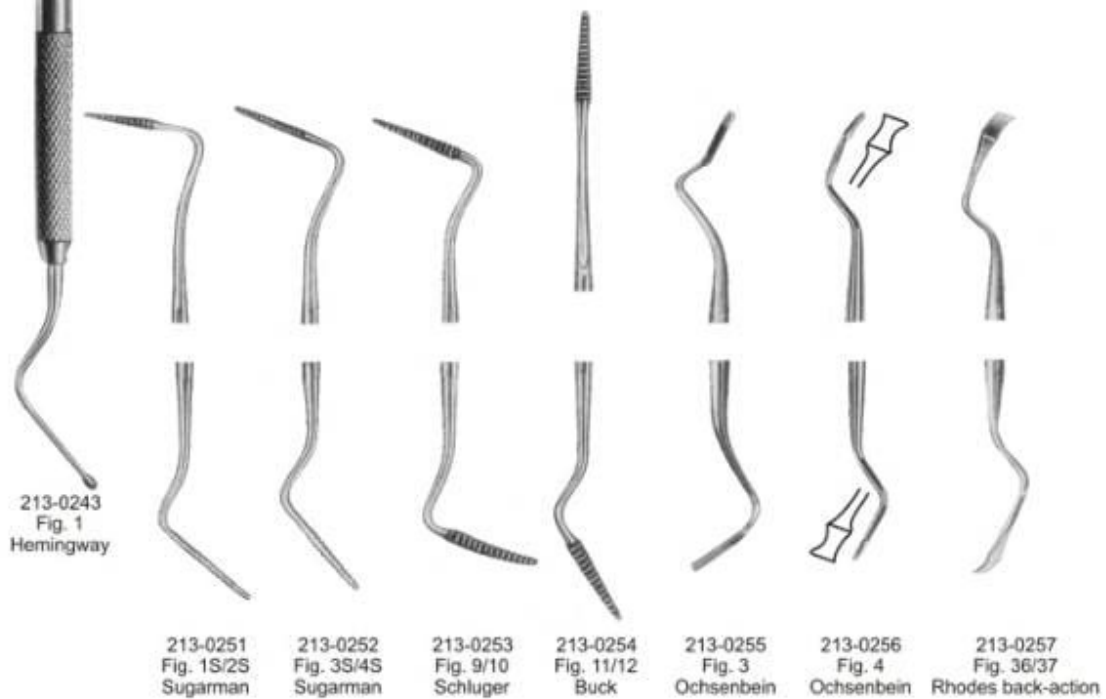
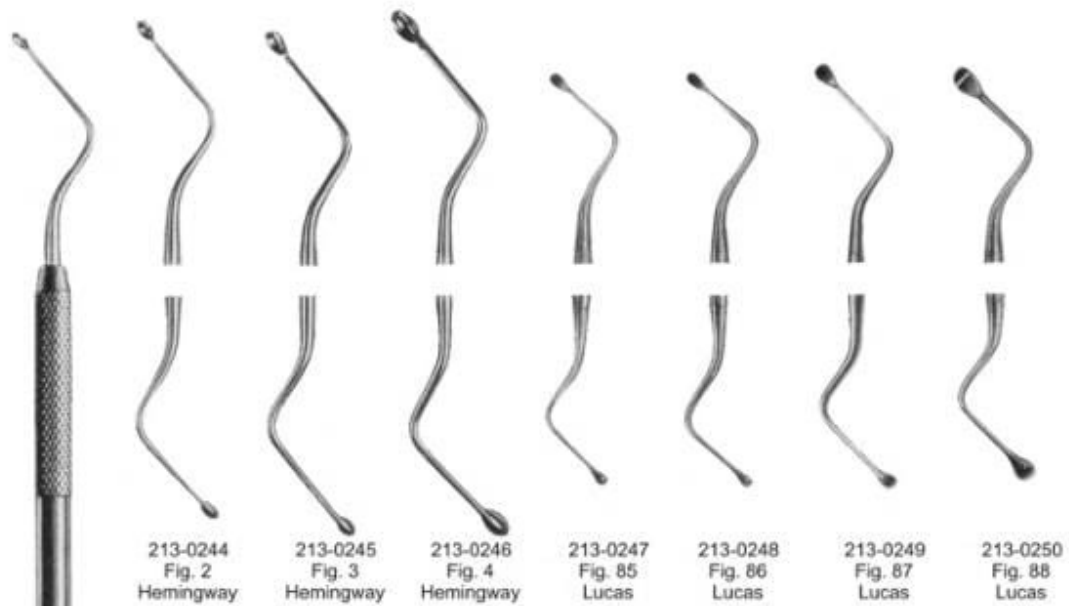
BONE CURETTES



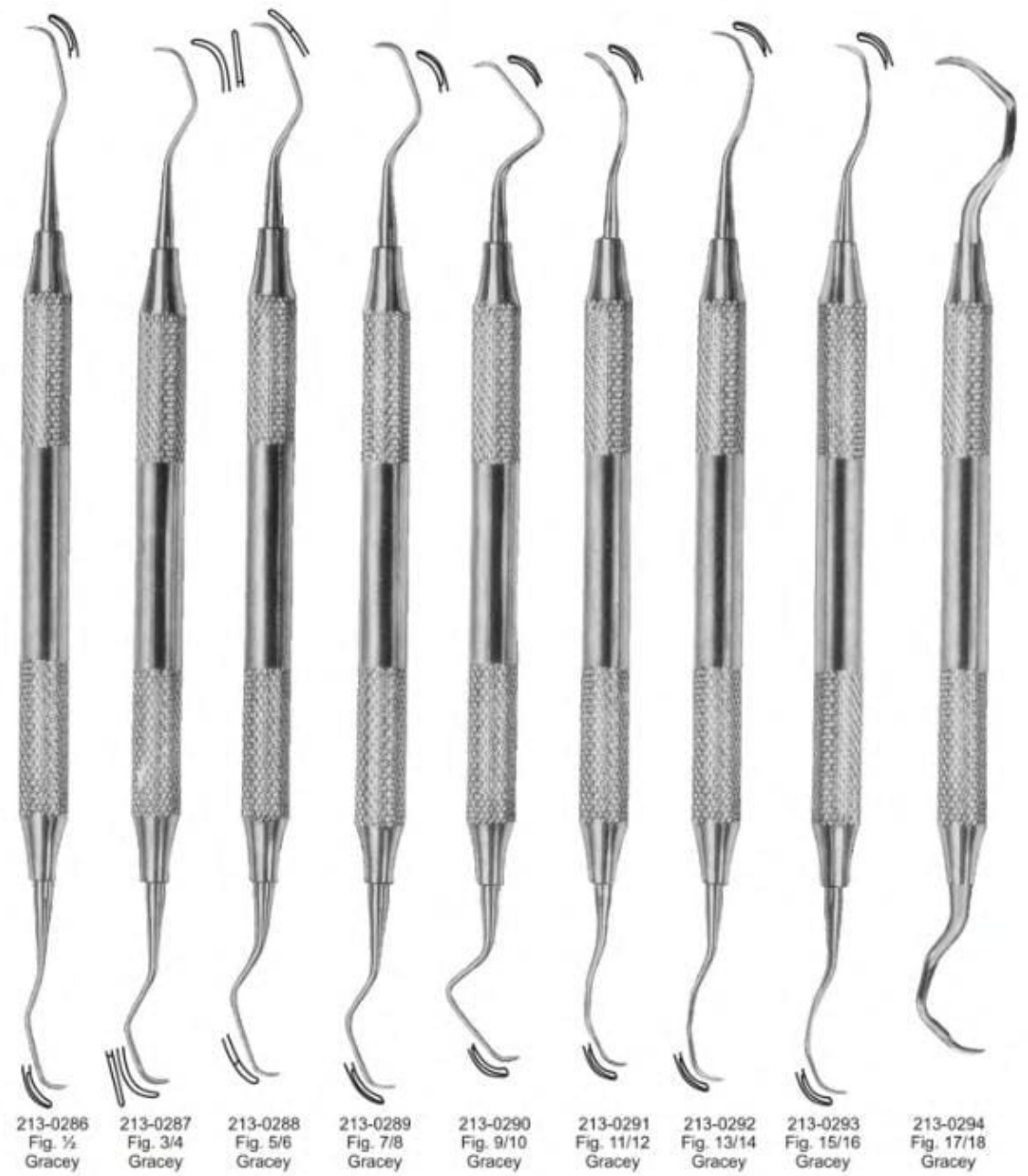
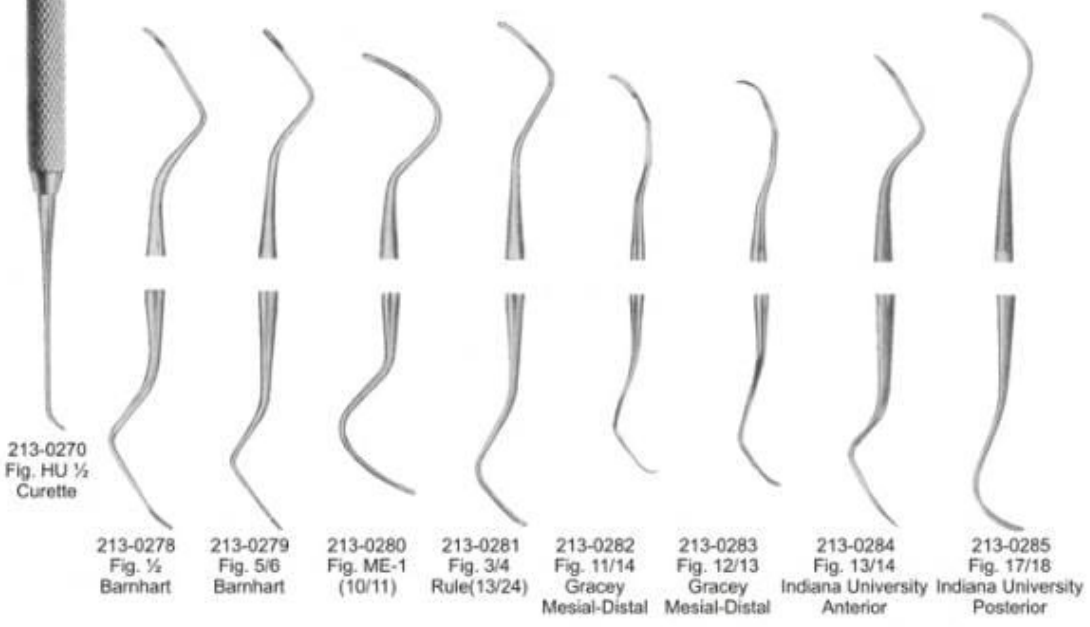
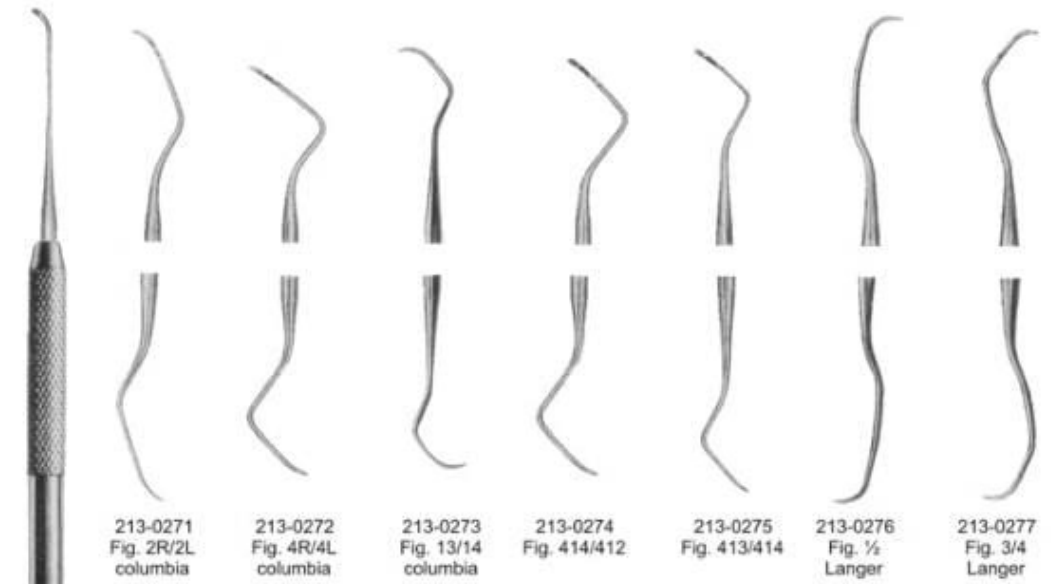


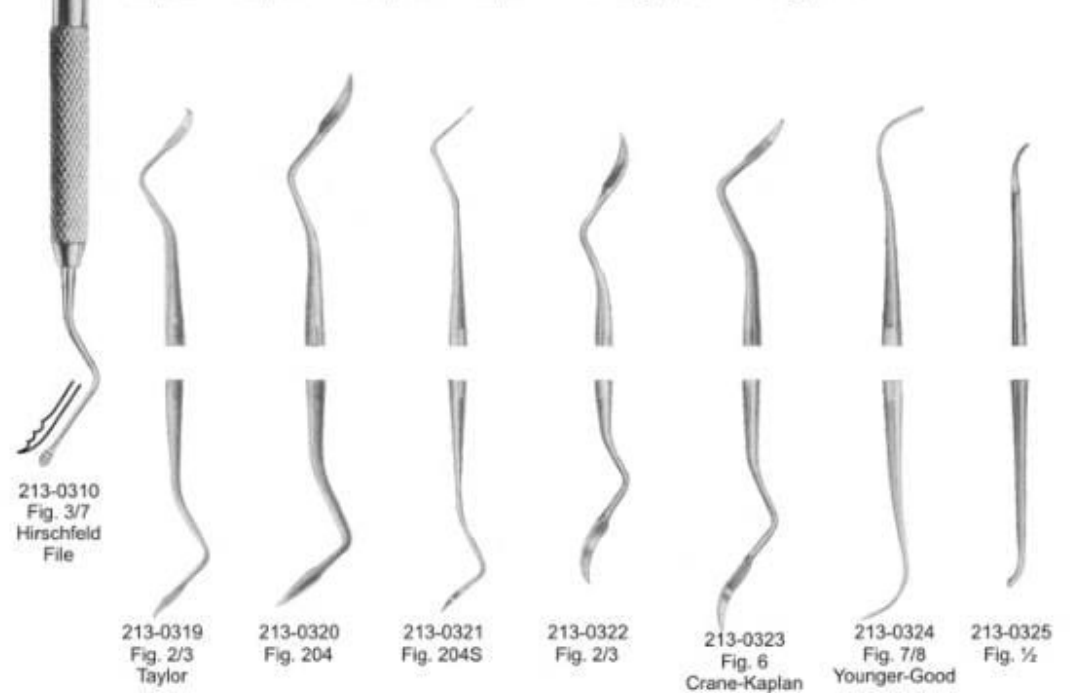
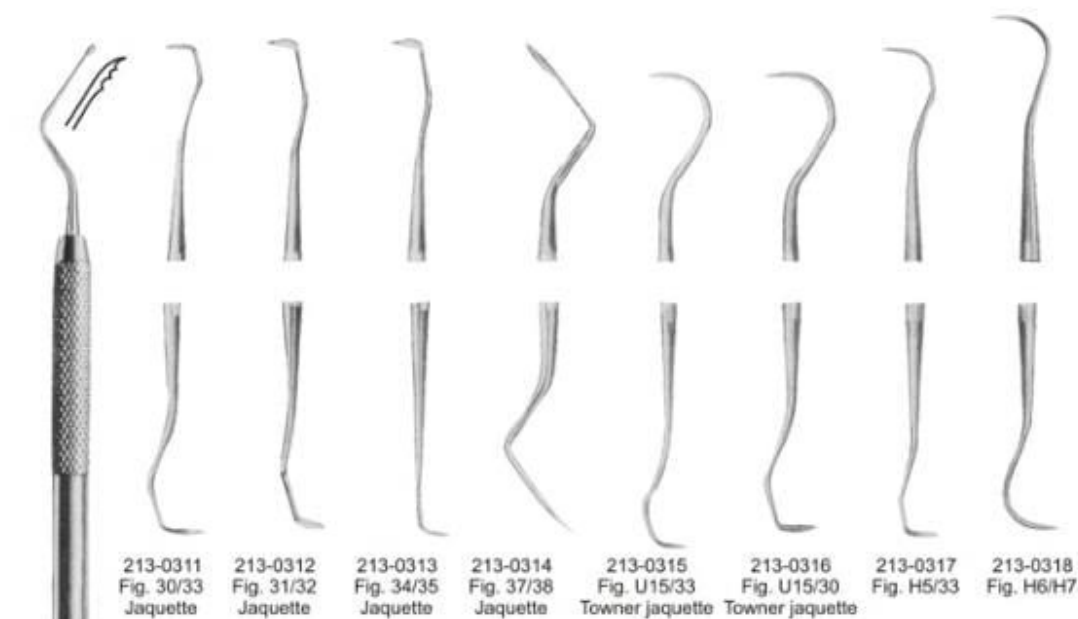
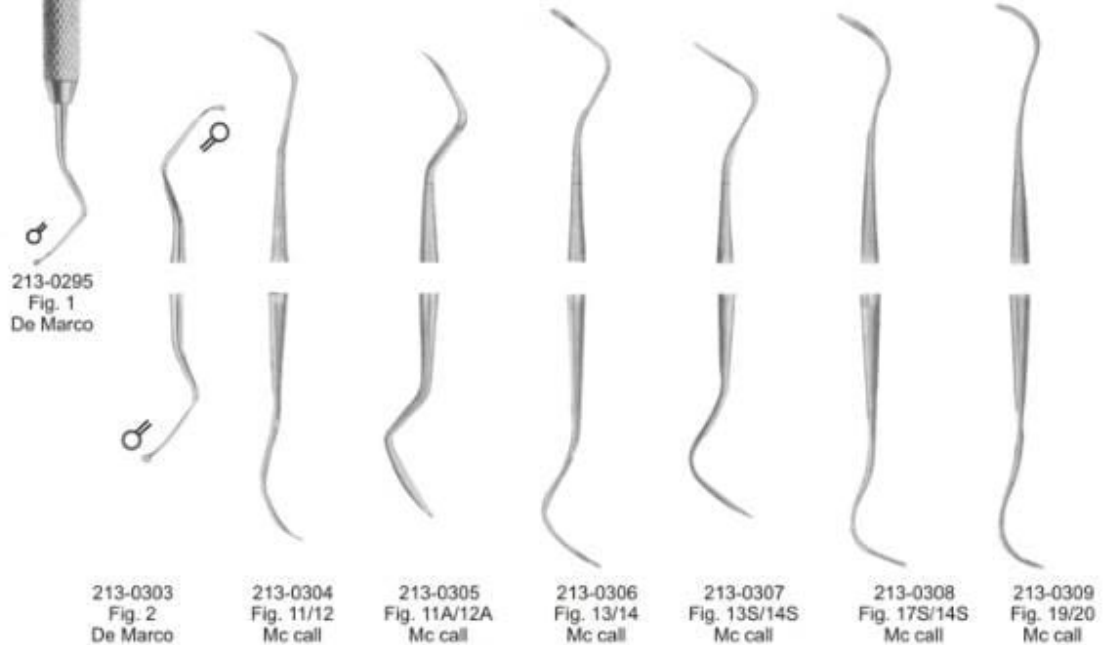
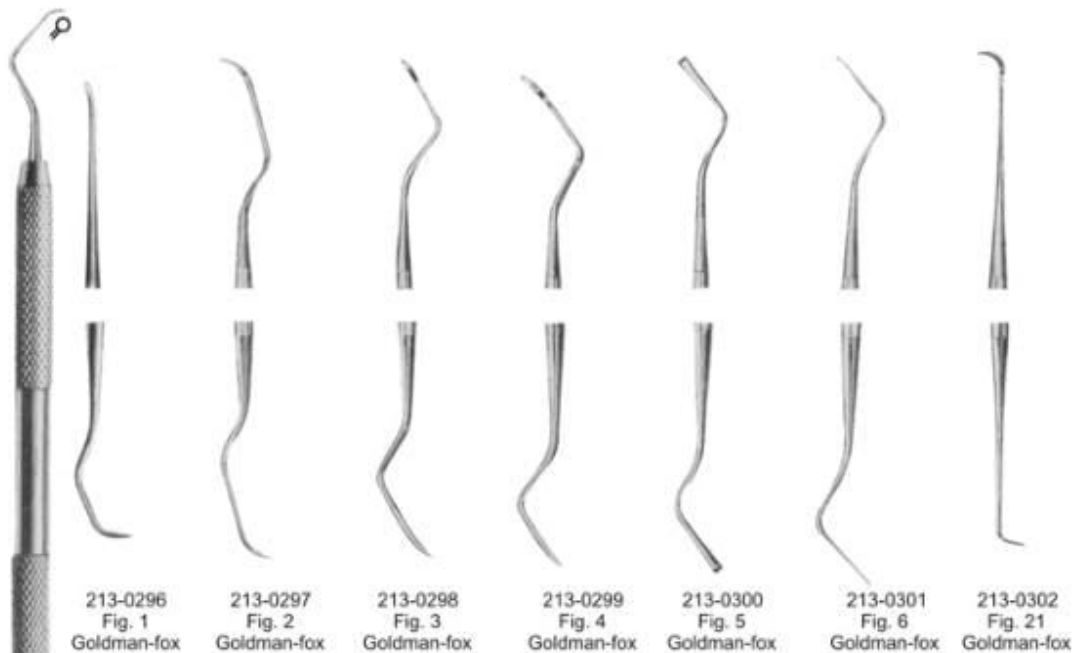
PERIODONTAL INSTRUMENTS

surgiprove@gmail.com



Set of 9 Pieces
Set of 7 Pieces





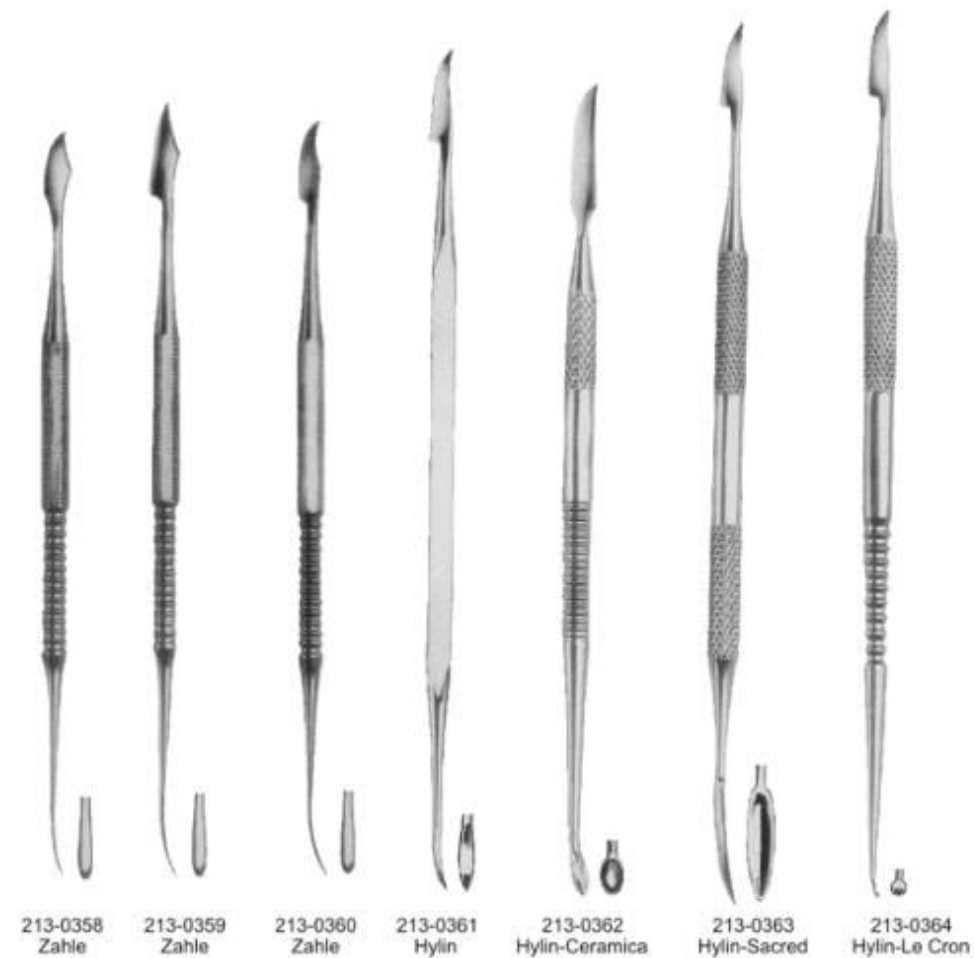
CEMENT SPATULAS





CARVERS

surgiprove@gmail.com





213-0366
Le Cron



213-0367
Le Cron



213-0368
Vehe



213-0369
Beale



213-0370
Roach




213-0371
Le cron



213-0372
Le cron



213-0373
Gritman



213-0374
Fig. 1
P. K. Thomas



213-0375
Fig. 2
P. K. Thomas



213-0376
Fig. 3
P. K. Thomas



213-0377
Fig. 4
P. K. Thomas



213-0378
Fig. 5
P. K. Thomas

WAX KNIVES



214-0001
Fig. 1
Fahnenstock
12.5 cm



214-0002
Fig. 1
Lessmann
12.5 cm



214-0003
Fig. 1
Con Scodelina



214-0004
Fig. 2
Fahnenstock



214-0005
Fig. 2
Lessmann



214-0006
Fig. 2
Con Scodelina

SPATULAS FOR PLASTER AND ALGINATE



214-0007
cm 17



214-0008
cm 17 Gritman



214-0009
cm 19.5



214-0010
cm 21.5



214-0011
cm 20.5



214-0012
cm 19.5



214-0013
cm 20



214-0014
cm 22.5

AMALGAM CARRIERS



215-0005
Jumbo
Amalgam Well





DENTAL CARTRIDGE SYRINGS

surgiprove@gmail.com



215-0012



215-0014



215-0016



215-0018



215-0020



215-0013



215-0015



215-0017



215-0019



215-0021



215-0022



215-0024



215-0026



215-0028



215-0030



215-0023



215-0025



215-0027




215-0029



215-0031



Chip bolwer



215-0032



215-0033



215-0034

215-0035
For 6 Films
215-0036
For 10 Films
215-0037
For 14 Films



Films Holder




215-0038
Water Syringe



215-0039
Water Syringe



215-0040
Napkin holder with plastic band



215-0041
Napkin holder with metal chain

MATRIX RETAINERS



215-0042-5mm
215-0043-6mm
215-0044-7mm
Ivory



215-0045
Ivory 8 N



215-0046
Ivory 8



215-0047
Siqveland-narrow
215-0048
Siqveland-wide



215-0049
Fig. 1
Toffemire-universal



215-0050
Fig. 2
Toffemire-senior



215-0051
Fig. 3
Toffemire-junior



215-0052
Fig. 2
Didher 8



215-0053
Ivory



215-0054
Ivory



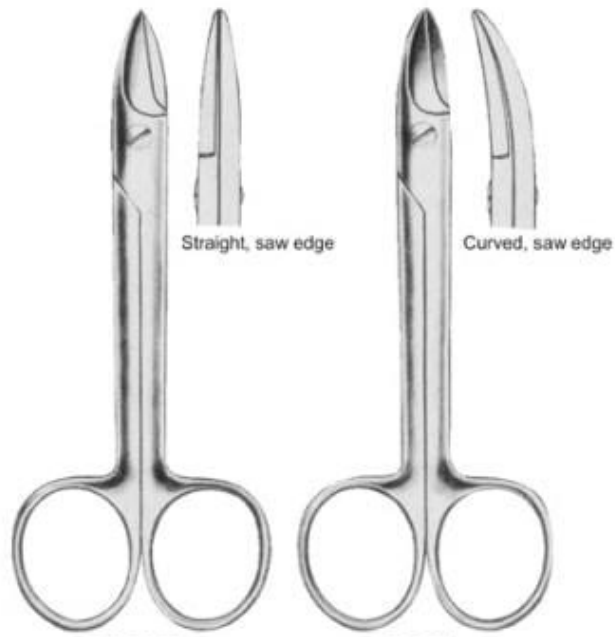
215-0055
Ivory separator



CROWN INSTRUMENTS

surgiprove@gmail.com



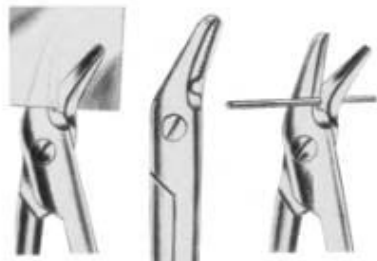


Straight, saw edge

Curved, saw edge

215-0056
Fig.1
10.5cm

215-0057
Fig.2
10.5cm



215-0058
Universal
12cm



215-0059
Lwanson




215-0060
Fig.3
Crown spreaders



215-0061
Boley
14cm




Universal



215-0063
Crown removers
Without Spring

215-0064
Crown removers
With Spring

With 5 Points



215-0062
Crown removers
Automatic



215-0065
Crown remover
Fully Automatic



215-0066
Articulating Paper Forcep
15cm




215-0067
Miller
15cm



215-0068
Crown Spreader



215-0069
Vernier Gauge Caliper
0mm to 80mm



215-0070
17cm
Plaster Cutting Plier
215-0071
20cm




215-0072
Arch Turret with 5 wire-slots
.016", .017", .018", .020" and .022"

IMPRESSION TRAYS

surgiprove@gmail.com

Available in Set of 8
Code # Set - A001




All the above impression trays are available in these 4 sizes

UPPER	All Dimension are in mm					Lower	All Dimension are in mm				
	U1	U2	U3	U4	U5		L1	L2	L3	L4	L5
A	62	60	53	54	52	A	63	61	57	60	53
B	63	75	73	69	68	B	82	81	78	74	71


All Dimension are in mm

All Dimension are in mm



Available in Set of 8
Code # Set - A002

Available in Set of 8
Code # Set - A003



All the above impression trays are available in these 4 sizes

UPPER	All Dimension are in mm				LOWER	All Dimension are in mm			
	XL	L	M	S		XL	L	M	S
A	70	67	64	60	A	64	64	60	57
B	79	78	70	73	B	86	70	73	70

All Dimension are in mm

All Dimension are in mm



Available in Set of 8
Code # Set - A004

Available in Set of 6
Code # Set - A005



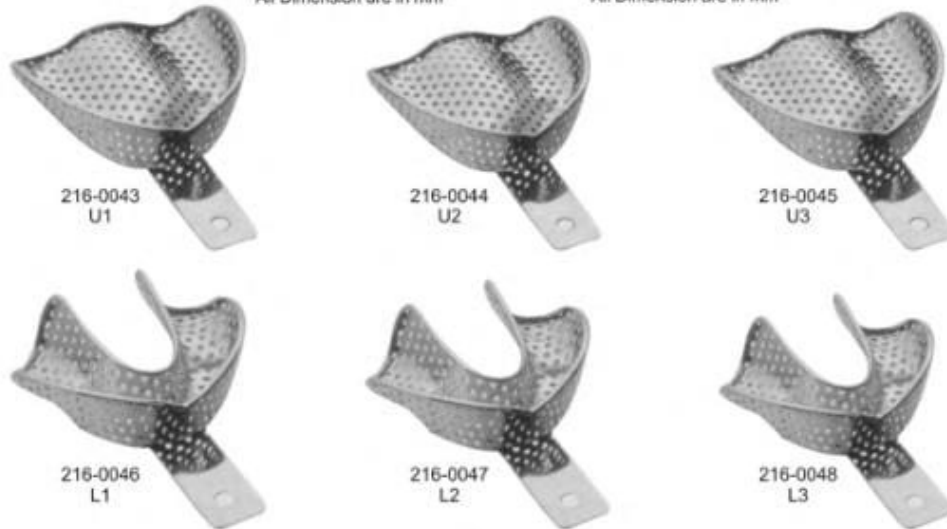
All the above impression trays are available in these 4 sizes

LOWER		L1	L2	L3
	A	67	64	57
	B	81	71	70


All Dimension are in mm

LOWER		L1	L2	L3
	A	60	57	64
	B	84	79	76

All Dimension are in mm



Available in Set of 6
Code # Set - A006



All the above impression trays are available in these 4 sizes

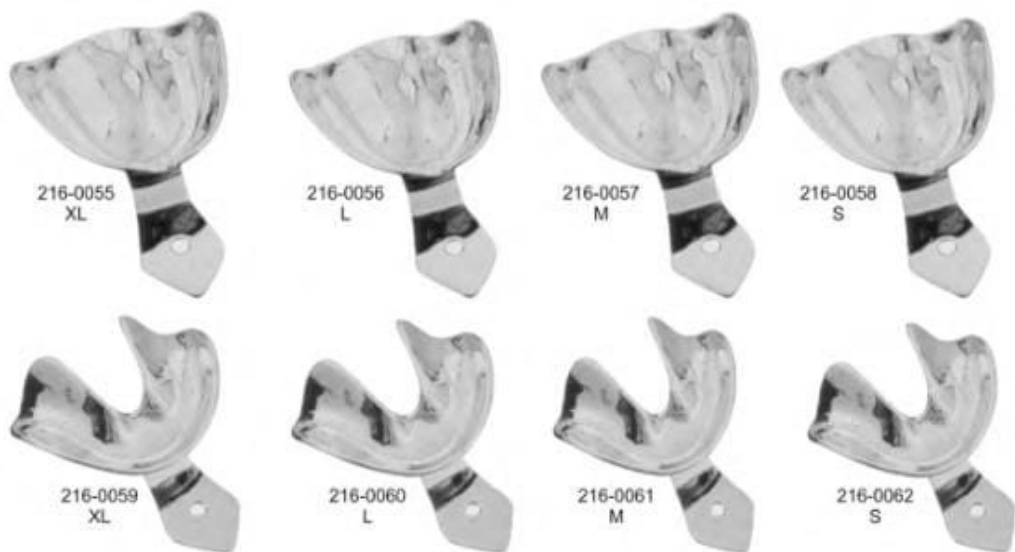
UPPER	Size	A	B	C
	0	67	50	12
	1	72	51	13
	2	78	55	15
	3	80	58	15

All Dimension are in mm

LOWER	Size	A	B	C
	0	70	50	12
	1	77	51	13
	2	7	55	15
	3	80	50	15

All Dimension are in mm

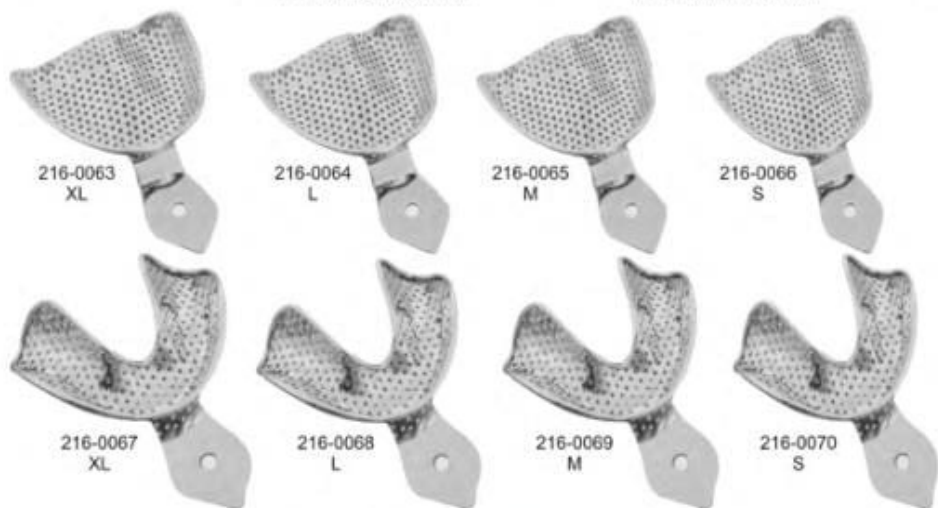
Available in Set of 8
Code # Set - A007



All the above impression trays are available in these 4 sizes

		UPPER				LOWER			
		XL	L	M	S	XL	L	M	S
A	A	70	67	64	60	64	64	60	57
	B	79	78	70	73	86	70	73	70

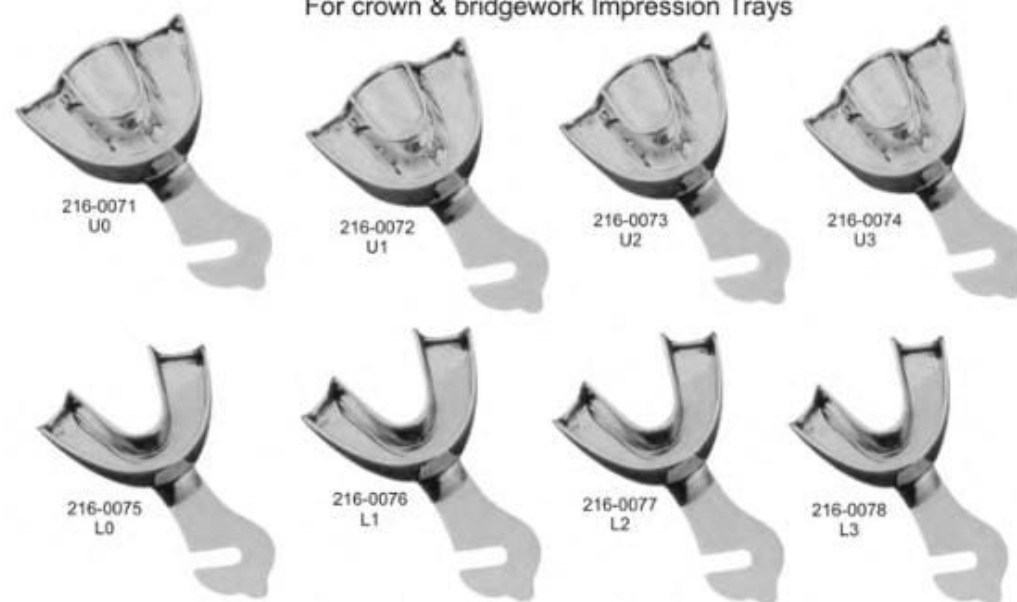
All Dimension are in mm



Available in Set of 8
Code # Set - A008

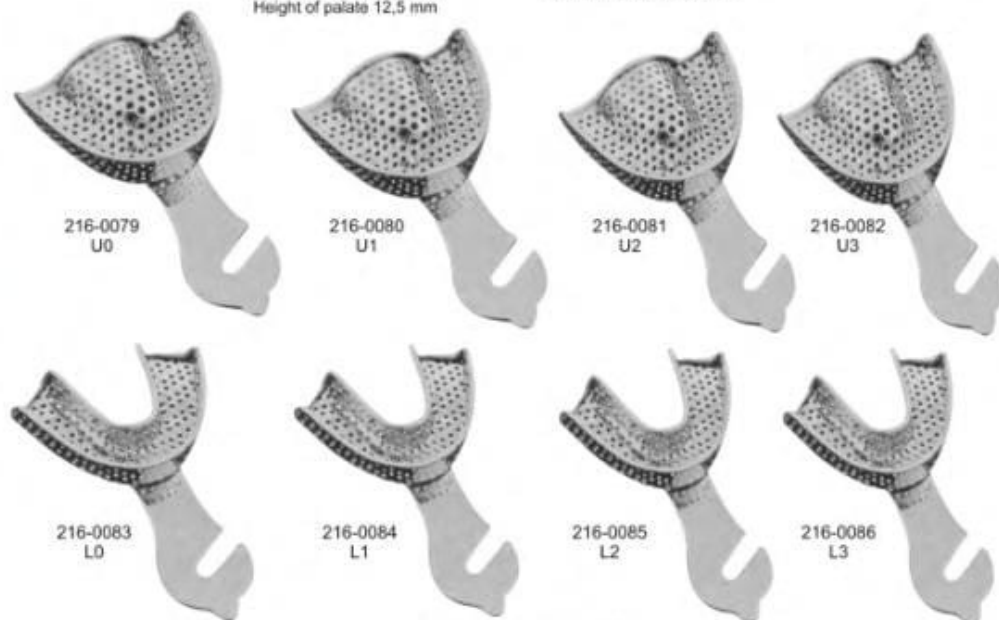
Available in Set of 8
Code # Set - A009

For crown & bridgework Impression Trays



Upper Sizes 0,1,2,3,
Depth of the tray 19,9 mm
Height of palate 12,5 mm

Lower Sizes 0,1,2,3,
Depth of the tray 12,9 mm



Available in Set of 8
Code # Set - A010

Impression trays for crown & bridge work



216-0087
U1P

Solid

216-0088
L1P

216-0089
U1P

Perforated

216-0090
L1P



Perforated

216-0091
For upper right jaw
For lower left jaw

216-0092
For upper left jaw
For lower right jaw



216-0093
Adjustable
Perforated



216-0094
Adjustable
Solid

Available in 4 Sizes

- 1.....44 mm
- 2.....55 mm
- 3.....60 mm
- 4.....65 mm

Also available in Solid pattern

INSTRUMENT TRAYS



217-0001
Scaler Sterilizing Tray
For 5-pcs
18 x 6 x 2 cm




217-0002
Scaler Sterilizing Tray
For 5-pcs
18 x 6.5 x 2 cm



217-0003
Scaler Sterilizing Tray
For 10-pcs
18 x 12.5 x 2 cm



217-0004
Scaler Sterilizing Tray
For 10-pcs
18 x 14 x 2 cm




217-0005
Scaler Sterilizing Tray
For 20-pcs
27.5 x 18 x 2.5 cm



HOLLOWWARE ITEMS

surgiprove@gmail.com



217-0006
Scalers Tray



Instruments Box

217-0007
10"×6"×2"
217-0008
12"×8"×2½"
217-0009
16"×12"×4"

217-0010
8"×6"×2"
217-0011
10"×8"×2"
217-0012
12"×8"×2½"
217-0013
12"×10"×2½"
217-0014
14"×10"×2½"
217-0015
14"×12"×2½"



Instruments Tray with Lid



Instruments Tray without Lid

217-0016
8"×6"×2"
217-0017
10"×8"×2"
217-0018
12"×8"×2½"
217-0019
12"×10"×2½"
217-0020
14"×10"×2½"
217-0021
14"×12"×2½"




217-0022
8"×3"×1½"
Instruments Box



217-0023
Endodontic box

217-0024
10"×6"×2"
217-0025
12"×8"×2½"
217-0026
16"×12"×4"



Instruments Box

Ø Depth
217-0027 2" × 2"
217-0028 4" × 2"
217-0029 5½" × 2½"
217-0030 6" × 2½"
217-0031 7" × 3½"
217-0032 8" × 3½"
217-0033 10" × 4"



Lotion Bowl



Kidney Trays

217-0034
217-0035
217-0036
217-0037



217-0038
6"×9"
Sterilizing Drum
217-0039
8"×12"



217-0040
10"×10"
Sterilizing Drum



217-0041
Cotton Holder



217-0042
80 × 35 mm
Medicine Cup
217-0043
125 × 60 mm


217-0046
25 × 80 mm
217-0047
30 × 100 mm
217-0048
75 × 173 mm
217-0049
100 × 200 mm



217-0044
Spirit Lamp



217-0045
Spirit Lamp



Force Jar



217-0050
5cm×15cm
Force Jar
217-0051
5cm×10cm

RUBBERDAM CLAMPS

Molar Clamps Winged



218-0001
Fig. 30



218-0002
Fig. 31



218-0003
Fig. 51



218-0004
Fig. 138



218-0005
Fig. 139



218-0006
Fig. 15



218-0007
Fig. 18



218-0008
Fig. 24



218-0009
Fig. 25



218-0010
Fig. 26



218-0011
Fig. 28

Bicuspid Clamps Winged



218-0012
Fig. 206



218-0013
Fig. 207



218-0014
Fig. 208



218-0015
Fig. 209



218-0016
Fig. 22



218-0017
Fig. 27



218-0018
Fig. 29

Molar Clamps Winged



218-0019
Fig. 26A



218-0020
Fig. 28A



218-0021
Fig. 30A



218-0022
Fig. 31A



218-0023
Fig. 51A

Bicuspid Clamps Winged



218-0024
Fig. 27



218-0025
Fig. 29



218-0026
Fig. 60

Molar Clamps Winged



218-0027
Fig. 200



218-0028
Fig. 201



218-0029
Fig. 202



218-0030
Fig. 203



218-0031
Fig. 204



218-0032
Fig. 205

Labial Clamps Winged



218-0033
Fig. 210



218-0034
Fig. 211



218-0035
Fig. 212



219-0001



219-0002



219-0003



219-0004



219-0005



219-0006

ARTICULATOR



IMPRESSION TRAYS SET

surgiprove@gmail.com


220-0001



220-0002



220-0003



220-0004



220-0005



220-0006



A close-up photograph of a surgeon in a blue scrub suit and a clear face shield, looking down at a surgical instrument. The image is overlaid with a dark blue semi-transparent background.

INSTRUMENTS PACKINGS

surgiprove@gmail.com



220-0007



220-0008



220-0009



220-0016



220-0017



220-0018



220-0010



220-0011



220-0012



220-0019



220-0020



220-0013



220-0014



220-0015



220-0021



220-0022



220-0023

THANK YOU



SURGI PROVE

www.surgiprove.com



surgiprove@gmail.com



+923307020002